CalWORKs

...on the road to self-sufficiency

State Fiscal Year 06/07

October Through December

QUARTERLY

California Department of Social Services
Administration Division
Data Systems and Survey Design Bureau

April 2007

Quarterly CalWORKs Report

Table of Contents

Page

Introduction

Introduction to Quarterly CalWORKs Report..... 1
Quarterly CalWORKs Report Highlights..... 2

Section A: Combined Statewide Summary Data

Chart - Selected Statewide CalWORKs Data (Single Parent and Two-Parent Families)..... 3
Graph - Aided Adults, Adults Enrolled, WTW Participants, Total Working and Number Sanctioned/Non-Compliant..... 4

CalWORKs Single Allocation for FY 06/07

Table 1 - Allocation, Expenditures and Percent Expended..... 5
Chart - Pie Chart Reflecting Allocation versus Expenditures..... 6
Table 2 - County-by-County Mental Health and Substance Abuse Allocation and Percent Expended..... 7

Section B: Federal Program - Single Parent Families

Chart - Selected Statewide CalWORKs Data (Federal Program - Single Parent Families only)..... 8
Graph - Aided Adults, Adults Enrolled, WTW Participants, Total Working and Number Sanctioned/Non-Compliant..... 9

Clients in Various Stages of CalWORKs/WelfareTo Work

Table 3 - Alameda to Yuba..... 10

Education and Training Activities

Table 4 - Average Number of Adults in Education and/or Training Activities..... 11

Supportive Services

Table 5 - Average Number of Adults Receiving Supportive Services..... 12

Mental Health Services

Table 6 - Number Receiving Mental Health Services (Alameda to Yuba)..... 13

Substance Abuse Services

Table 7 - Number Receiving Substance Abuse Services (Alameda to Yuba)..... 14

Domestic Abuse Services

Table 8 - Number Receiving Domestic Abuse Services (Alameda to Yuba)..... 15

Section C: Federal Program - Two-Parent Families

Chart - Selected Statewide CalWORKs Data (Federal Program - Two-Parent Families only)..... 16
Graph - Aided Adults, Adults Enrolled, WTW Participants, Total Working and Number Sanctioned/Non-Compliant..... 17

Clients in Various Stages of CalWORKs/Welfare to Work

Table 9 - (Alameda to Yuba)..... 18

Education and Training Activities

Table 10 - Average Number of Adults in Education and/or Training Activities..... 19

Supportive Services

Table 11 - Average Number of Adults Receiving Supportive Services..... 20

Mental Health Services

Table 12 - Number Receiving Mental Health Services (Alameda to Yuba)..... 21

Substance Abuse Services

Table 13 - Number Receiving Substance Abuse Services (Alameda to Yuba)..... 22

Domestic Abuse Services

Table 14 - Number Receiving Domestic Abuse Services (Alameda to Yuba)..... 23

Attachments

Attachment A - Miscellaneous definitions used in the CA 237 CW and WTW 25/25A reports..... 24
Attachment B - Report Sources for CalWORKs, Child Care and Welfare To Work Data..... 25

Introduction

The "Quarterly CalWORKs Report", has been developed as an information tool to monitor the progress of the CalWORKs Program and provide periodic snapshots of the data for some key program components. This is the second quarterly report for State Fiscal Year 2006/07 and covers **October through December 2006.**

In 1999, the State of California Department of Social Services split the CalWORKs program into two segments, the "Separate State Program" for two-parent families and the "Federal Program" for single-parent and child-only segments. The "Separate State Program" was established to allow the State and counties to implement creative strategies and service delivery models to ensure these families are appropriately served by the CalWORKs program.

With the Federal Deficit Reduction Act of 2005, the Temporary Assistance for Needy Families (TANF) Program was reauthorized. Under this reauthorization, the Separate State Program component of the TANF Program was discontinued effective October 1, 2006. Therefore, references in this report identifying programs as "Federal Program" and "Separate State Program" have been revised as follows:

Federal Program is now Federal Program – Single Parent Families

and

Separate State Program is now Federal Program – Two-Parent Families.

Any inquiries about this report should be directed to:

Information Coordinator
California Department of Social Services
Administration Division
Data Systems and Survey Design Bureau
744 P Street, Mail Station 9-081
Sacramento, CA 95814
(916) 651-8269

This report is available on website:
http://www.cdss.ca.gov/research/

Quarterly CalWORKs Report Highlights

- During the second quarter of State Fiscal Year 06/07, the number of adults enrolled in Welfare To Work as a percent of the total number eligible to or receiving aid decreased 1.4 percent.

- Over that same period, there was an 1.4 percent increase in the number of adults participating in a Welfare To Work activity.

- There was a slight decrease in the CalWORKs caseload in the second quarter of SFY 06/07. The number of adults reported as working increased by 3.9 percent and the number of those in either a sanction or non-compliance status increased by 6.7 percent.

- 47 percent of the CalWORKs SFY 06/07 Single Allocation was spent by the end of the second quarter.

- During the second quarter, there was a decrease of 0.6 percent in the number of eligible or aided adults. The decreases were 1.5 percent in the adults from single parent families and 1.1 percent in the adults from two-parent families.

- According to monthly reporting, during the second quarter of State Fiscal Year 06/07, a monthly average of 7,017 people received mental health services; for substance abuse, a monthly average of 2,064 received services; for domestic abuse services, a monthly average of 2,798.

- During this quarter, a monthly average of 95,756 families was provided supportive services, i.e., child care, and transportation and/or ancillary services.

STATEWIDE SUMMARY DATA

SECTION A

Selected Statewide CalWORKs Data [a/]

(A Description of State Fiscal Year 06/07 October - December Quarter
CalWORKs and Welfare To Work Program Activity)

Combined Statewide Summary* *(Some totals may not add due to independent rounding)*	Single Parent Families	Two-Parent Families	Quarter Average
Aided Adults	**180,304**	**53,237**	**233,541**
Enrolled Adults	**128,491**	**40,849**	**169,339**
Exempt Adults	**40,032**	**7,404**	**47,437**
Non-Compliant Adults	**52,706**	**12,167**	**64,873**
Sanctioned	32,854	7,235	40,089
Non-Compliant	19,852	4,932	24,784
Good Cause Non-Participants	**6,440**	**2,536**	**8,975**
Adults in Unduplicated Activities	**86,160**	**24,128**	**110,288**
Job Search and Job Readiness Assistance	**10,186**	**2,640**	**12,826**
Services	**10,595**	**1,284**	**11,880**
Receiving Mental Health Services	6,156	861	7,017
Receiving Substance Abuse Services	1,809	255	2,064
Receiving Domestic Abuse Services	2,630	169	2,798
Working (Unsubsidized Employment)	**50,048**	**14,726**	**64,774**
Education and Training [b/]	**34,454**	**7,667**	**42,121**
Supportive Services	**80,571**	**15,185**	**95,756**
Child Care	28,801	2,009	30,810
Transportation	44,664	11,368	56,032
Ancillary Services	7,105	1,808	8,913

a/ Sources: Data source for aided adults is the monthly CalWORKs Cash Grant Caseload Movement Report (CA 237 CW); for Stage 1 child care, the Monthly Child Care Reports (CW 115/115A); for all remaining data the Welfare To Work Monthly Activity Reports (WTW 25/WTW 25A). Report months used; October 2006 through December 2006. Data represents the average of the three months in the quarter.
b/ For Education and Training the following cell numbers from the WTW 25/WTW 25A Reports were combined to arrive at the total: Cell numbers 15-19, 21-25 and cell number 36.

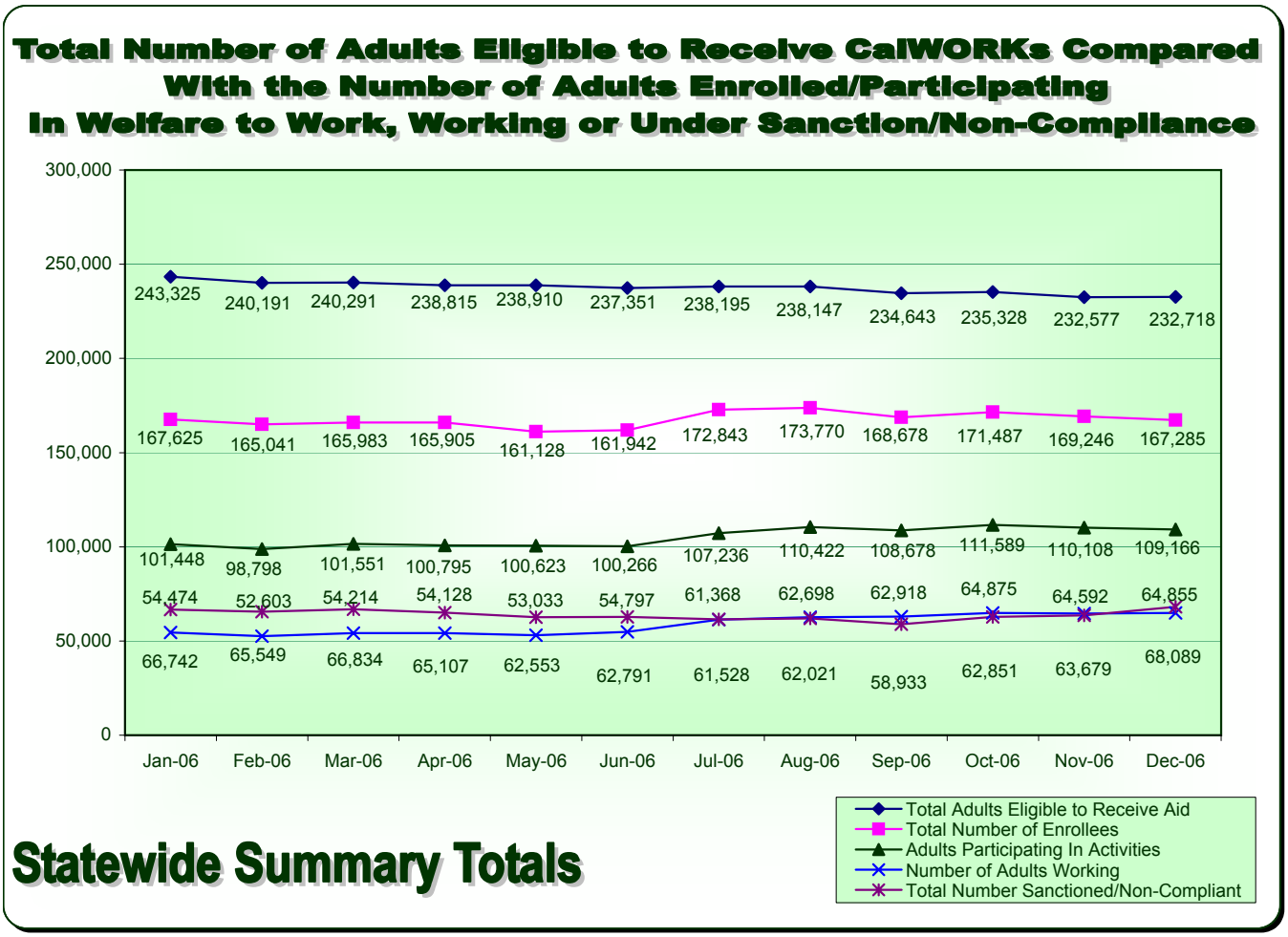

Sources: Data source for adults eligible to receive aid is the monthly CalWORKs Cash Grant Caseload Movement Report (CA 237 CW); for all remaining data the Welfare To Work Monthly Activity Reports (WTW 25/WTW 25A). Report months used; January 2006 through December 2006.

FY 06/07 CalWORKs SINGLE ALLOCATION WITH EXPENDITURES THROUGH SECOND QUARTER a/

Table 1

	Allocation (Federal & State)	Expenditures Through Second Quarter	Percentage Expended
Statewide	**$ 1,745,105,000**	**$ 818,606,841**	**47%**
Alameda	$ 67,864,770	$ 31,167,848	46%
Alpine	$ 368,379	$ 128,586	35%
Amador	$ 902,349	$ 449,133	50%
Butte	$ 15,795,891	$ 7,900,198	50%
Calaveras	$ 1,209,149	$ 698,344	58%
Colusa	$ 940,014	$ 297,215	32%
Contra Costa	$ 48,891,850	$ 24,291,077	50%
Del Norte	$ 3,165,291	$ 1,716,597	54%
El Dorado	$ 4,399,214	$ 2,056,335	47%
Fresno	$ 63,591,766	$ 32,949,863	52%
Glenn	$ 3,166,936	$ 1,306,751	41%
Humboldt	$ 10,201,378	$ 4,839,548	47%
Imperial	$ 10,250,540	$ 5,044,979	49%
Inyo	$ 1,117,083	$ 474,775	43%
Kern	$ 51,266,289	$ 23,218,397	45%
Kings	$ 8,234,184	$ 3,421,312	42%
Lake	$ 5,084,836	$ 1,771,869	35%
Lassen	$ 1,750,050	$ 713,711	41%
Los Angeles	$ 548,909,362	$ 238,882,296	44%
Madera	$ 6,395,386	$ 3,474,278	54%
Marin	$ 7,186,298	$ 3,365,525	47%
Mariposa	$ 1,100,892	$ 431,958	39%
Mendocino	$ 5,238,725	$ 2,471,082	47%
Merced	$ 18,484,818	$ 9,359,113	51%
Modoc	$ 1,087,735	$ 434,903	40%
Mono	$ 775,005	$ 182,714	24%
Monterey	$ 20,078,097	$ 8,933,157	44%
Napa	$ 2,524,790	$ 1,325,030	52%
Nevada	$ 3,347,508	$ 1,364,532	41%
Orange	$ 94,028,348	$ 44,422,353	47%
Placer	$ 8,257,638	$ 4,135,021	50%
Plumas	$ 1,331,481	$ 384,011	29%
Riverside	$ 79,923,179	$ 40,101,265	50%
Sacramento	$ 110,952,604	$ 51,733,196	47%
San Benito	$ 1,723,098	$ 971,601	56%
San Bernardino	$ 98,768,204	$ 53,837,769	55%
San Diego	$ 77,323,634	$ 38,692,381	50%
San Francisco	$ 43,705,813	$ 21,486,860	49%
San Joaquin	$ 28,643,614	$ 15,058,041	53%
San Luis Obispo	$ 11,094,383	$ 5,198,946	47%
San Mateo	$ 16,219,421	$ 7,106,871	44%
Santa Barbara	$ 12,651,255	$ 6,936,424	55%
Santa Clara	$ 75,158,083	$ 36,169,396	48%
Santa Cruz	$ 13,803,625	$ 7,238,231	52%
Shasta	$ 9,119,857	$ 4,800,858	53%
Sierra	$ 492,449	$ 267,750	54%
Siskiyou	$ 2,777,036	$ 916,534	33%
Solano	$ 20,532,126	$ 9,104,876	44%
Sonoma	$ 16,410,453	$ 7,470,328	46%
Stanislaus	$ 26,000,820	$ 11,273,203	43%
Sutter	$ 4,341,363	$ 2,147,588	49%
Tehama	$ 5,117,533	$ 1,916,891	37%
Trinity	$ 859,447	$ 367,595	43%
Tulare	$ 24,960,116	$ 11,582,590	46%
Tuolumne	$ 2,271,272	$ 968,751	43%
Ventura	$ 27,238,429	$ 12,985,214	48%
Yolo	$ 9,199,110	$ 4,409,248	48%
Yuba	$ 8,872,023	$ 4,251,923	48%

a/ This data was provided by the CDSS County Financial Analysis Bureau.

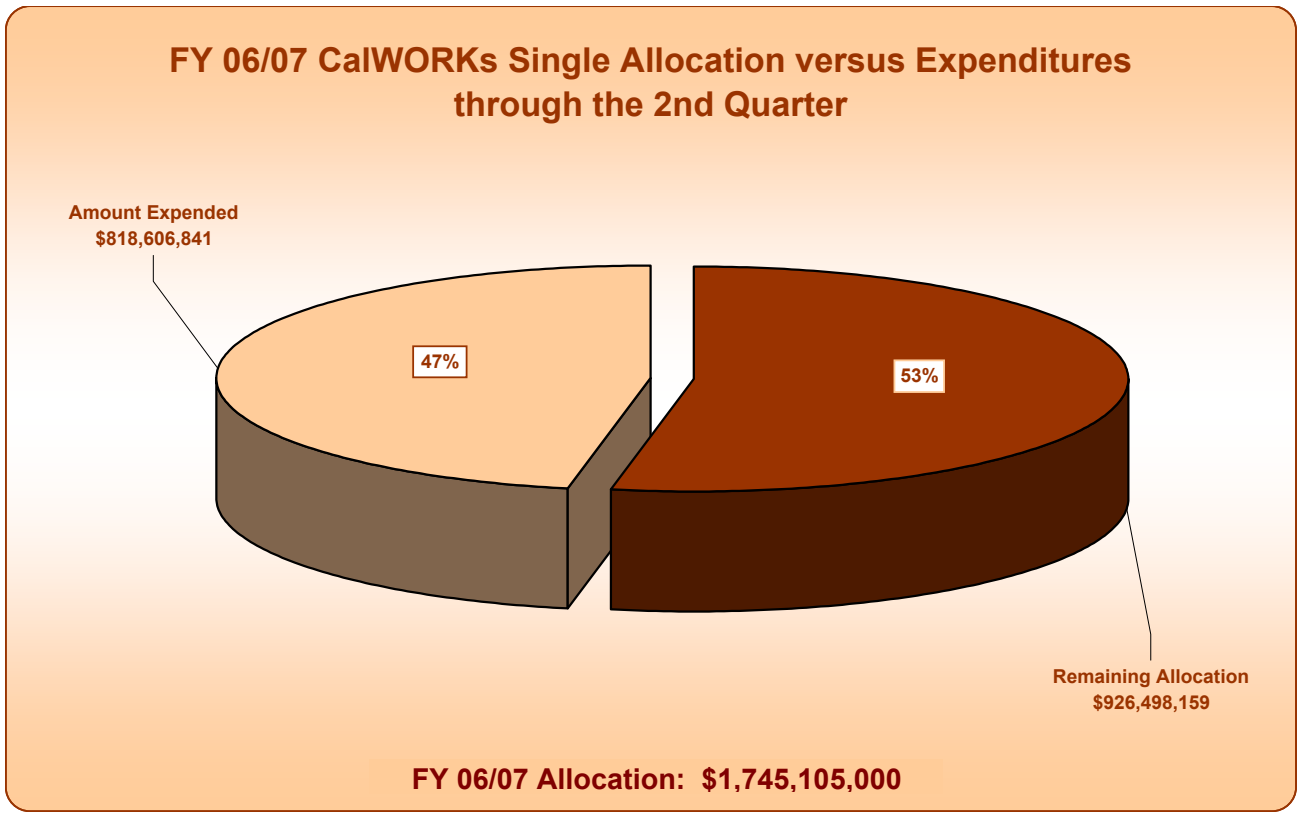
FY 06/07 CalWORKs Single Allocation versus Expenditures through the 2nd Quarter
Amount Expended
$818,606,841
47%
53%
Remaining Allocation
$926,498,159
FY 06/07 Allocation: $1,745,105,000

Mental Health and Substance Abuse Treatment Allocation, Expenditures and Percent Expended [a/]

Table 2

	Mental Health/Substance Abuse		
	Allocation FY 06/07	Expenditures Through Second Quarter	Percent Expended
Statewide	**$ 110,902,000**	**$ 34,500,264**	**31%**
Alameda	$ 3,986,739	$ 972,202	24%
Alpine	$ 1,283	$ -	0%
Amador	$ 65,090	$ 42,704	66%
Butte	$ 900,953	$ 259,659	29%
Calaveras	$ 76,164	$ 35,940	47%
Colusa	$ 29,711	$ -	0%
Contra Costa	$ 1,954,841	$ 744,530	38%
Del Norte	$ 191,578	$ 78,168	41%
El Dorado	$ 247,873	$ 94,412	38%
Fresno	$ 4,474,286	$ 1,995,636	45%
Glenn	$ 159,095	$ 57,228	36%
Humboldt	$ 538,270	$ 384,625	71%
Imperial	$ 864,914	$ 222,031	26%
Inyo	$ 21,212	$ -	0%
Kern	$ 3,493,493	$ 645,940	18%
Kings	$ 545,595	$ 162,857	30%
Lake	$ 389,598	$ 42,438	11%
Lassen	$ 218,649	$ 100,000	46%
Los Angeles	$ 41,482,095	$ 10,847,000	26%
Madera	$ 626,177	$ 195,004	31%
Marin	$ 216,579	$ 190,164	88%
Mariposa	$ 141,520	$ 70,761	50%
Mendocino	$ 309,977	$ 33,264	11%
Merced	$ 1,229,553	$ 400,713	33%
Modoc	$ 126,358	$ 28,847	23%
Mono	$ 36,999	$ 18,500	50%
Monterey	$ 934,537	$ -	0%
Napa	$ 97,052	$ 44,223	46%
Nevada	$ 153,494	$ -	0%
Orange	$ 3,927,495	$ 1,913,027	49%
Placer	$ 358,905	$ -	0%
Plumas	$ 105,524	$ 46,534	44%
Riverside	$ 3,455,137	$ 542,536	16%
Sacramento	$ 6,663,431	$ 2,829,237	42%
San Benito	$ 150,076	$ -	0%
San Bernardino	$ 6,978,360	$ 2,251,836	32%
San Diego	$ 5,466,647	$ 2,026,696	37%
San Francisco	$ 1,629,788	$ 803,873	49%
San Joaquin	$ 2,636,337	$ 784,741	30%
San Luis Obispo	$ 505,887	$ 277,176	55%
San Mateo	$ 438,871	$ 219,436	50%
Santa Barbara	$ 753,268	$ 188,019	25%
Santa Clara	$ 2,967,027	$ 1,132,769	38%
Santa Cruz	$ 579,941	$ 167,006	29%
Shasta	$ 780,101	$ 289,306	37%
Sierra	$ 7,974	$ 5,012	63%
Siskiyou	$ 390,808	$ 138,912	36%
Solano	$ 873,004	$ -	0%
Sonoma	$ 748,115	$ 339,077	45%
Stanislaus	$ 2,110,217	$ 1,094,359	52%
Sutter	$ 224,610	$ 25,309	11%
Tehama	$ 502,964	$ 300,127	60%
Trinity	$ 73,828	$ -	0%
Tulare	$ 2,492,791	$ 764,371	31%
Tuolumne	$ 400,846	$ -	0%
Ventura	$ 1,243,378	$ 482,523	39%
Yolo	$ 512,052	$ 21,639	4%
Yuba	$ 410,933	$ 189,897	46%

a/ This data was provided by the CDSS County Financial Analysis Bureau.

FEDERAL PROGRAM

SINGLE PARENT FAMILIES

SECTION B

Selected Statewide CalWORKs Data [a/]

(A Description of State Fiscal Year 06/07 October - December Quarter
CalWORKs and Welfare To Work Program Activity)

Federal Program - Single Parent Families *(Some totals may not add due to independent rounding)*	Quarter Average
Aided Adults	**180,304**
Enrolled Adults	**128,491**
Exempt Adults	**40,032**
Non-Compliant Adults	**52,706**
Sanctioned	32,854
Non-Compliant	19,852
Good Cause Non-Participants	**6,440**
Adults in Unduplicated Activities	**86,160**
Job Search and Job Readiness Assistance	**10,186**
Services	**10,595**
Receiving Mental Health Services	6,156
Receiving Substance Abuse Services	1,809
Receiving Domestic Abuse Services	2,630
Working (Unsubsidized Employment)	**50,048**
Education and Training [b/]	**34,454**
Supportive Services	**80,571**
Child Care	28,801
Transportation	44,664
Ancillary Services	7,105

a/ Sources: Data source for aided adults is the monthly CalWORKs Cash Grant Caseload Movement Report (CA 237 CW); for Stage 1 child care, the Monthly Child Care Reports (CW 115); for all remaining data the Welfare To Work Monthly Activity Reports (WTW 25). Report months used; October 2006 through December 2006. Data represents the average of the three months in the quarter.
b/ For Education and Training the following cell numbers from the WTW 25 reports were combined to arrive at the total: Cell numbers 15-19, 21-25 and cell number 36.

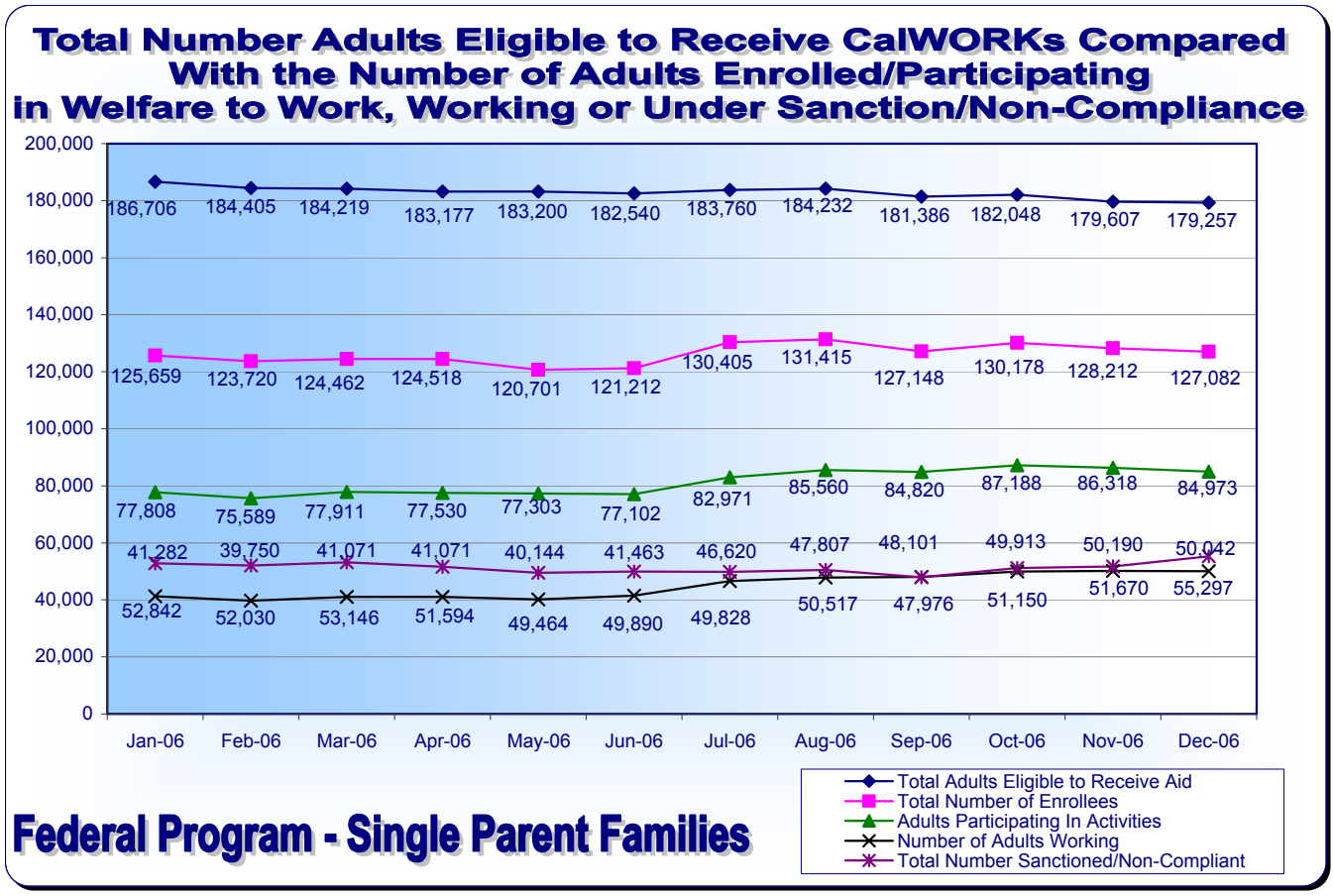

Sources: Data source for adults eligible to receive aid is the monthly CalWORKs Cash Grant Caseload Movement Report (CA 237 CW); for all remaining data the Welfare To Work Monthly Activity Reports (WTW 25). Report months used; January 2006 through December 2006.

Clients in Various Stages of CalWORKs/Welfare To Work

Federal Program - Single Parent Families

Table 3

	Avg. Number of Aided Adults [a/]	Avg. Number of Enrolled Adults [b/]	Avg. Number of Adults Exempt [b/]	Avg. Number of Non-Compliant Adults [b/]		Avg. Number of Individuals Granted Good Cause [b/]	Avg. Number of Those Participating in at Least 1 Activity [b/]	Average Number of Adults Working [c/]
				Sanction Status	Non-Compliance			
Statewide	**180,304**	**128,491**	**40,032**	**32,854**	**19,852**	**6,440**	**86,160**	**50,048**
Alameda	8,598	6,897	939	486	1,393	22	4,544	2,276
Alpine	4	2	2	-	-	-	2	1
Amador	145	90	48	21	9	25	38	24
Butte	1,580	993	270	171	193	58	725	315
Calaveras	223	121	31	26	11	6	93	51
Colusa	81	42	25	25	2	1	34	24
Contra Costa	4,060	2,914	730	327	773	102	2,178	1,506
Del Norte	409	449	95	37	74	43	341	164
El Dorado	474	308	128	69	60	37	237	129
Fresno	9,100	6,890	931	2,065	2,463	129	4,978	3,328
Glenn	195	128	48	42	19	11	117	65
Humboldt	825	621	221	202	67	104	517	172
Imperial	1,723	1,224	274	625	168	28	851	469
Inyo	64	38	16	10	9	-	27	14
Kern	5,508	4,590	1,256	1,425	979	451	3,231	1,866
Kings	916	709	183	257	96	33	601	398
Lake	522	297	207	71	32	13	269	93
Lassen	232	113	67	30	41	3	101	49
Los Angeles	51,763	34,677	14,344	13,212	4,364	2,524	19,674	9,140
Madera	1,025	705	316	238	128	81	607	281
Marin	405	285	118	106	46	11	243	106
Mariposa	92	58	30	14	10	4	44	13
Mendocino	642	466	146	108	104	24	292	138
Merced	2,640	1,928	491	683	389	213	1,061	536
Modoc	86	54	27	5	10	2	36	20
Mono	7	3	2	2	1	-	4	2
Monterey	1,523	823	602	408	206	155	663	346
Napa	196	136	50	65	27	0	104	60
Nevada	270	153	78	32	11	15	148	60
Orange	4,518	3,530	747	726	33	201	2,870	1,756
Placer	805	574	170	36	82	32	478	337
Plumas	77	38	24	14	3	-	36	11
Riverside	8,396	6,101	1,895	1,752	485	665	4,114	2,947
Sacramento	12,591	9,662	2,161	200	805	10	4,864	3,604
San Benito	305	234	19	30	19	-	153	65
San Bernardino	13,066	9,818	3,969	2,623	1,335	601	8,168	5,097
San Diego	9,460	6,907	1,454	1,058	1,319	2	5,274	3,434
San Francisco	2,254	1,594	772	385	674	9	1,217	640
San Joaquin	5,042	3,018	451	1,058	544	133	2,490	1,307
San Luis Obispo	810	647	160	245	92	1	255	158
San Mateo	882	628	235	50	148	3	399	275
Santa Barbara	1,592	1,114	446	157	381	109	922	647
Santa Clara	5,902	4,160	1,320	1,054	221	218	3,266	1,832
Santa Cruz	989	701	299	104	164	28	692	442
Shasta	1,330	768	497	423	166	19	589	345
Sierra	19	12	6	-	1	-	12	-
Siskiyou	426	207	146	36	32	13	133	68
Solano	2,798	2,021	267	20	198	-	1,097	877
Sonoma	1,236	794	383	386	285	2	741	474
Stanislaus	3,830	2,835	765	814	428	110	1,358	736
Sutter	534	360	159	130	38	23	294	160
Tehama	466	299	120	158	44	0	235	112
Trinity	77	53	16	15	8	2	38	17
Tulare	4,992	3,553	833	240	220	107	2,333	1,588
Tuolumne	297	172	35	73	30	18	143	72
Ventura	2,766	1,918	612	88	198	26	1,356	904
Yolo	841	657	162	80	139	5	479	317
Yuba	693	398	236	135	76	8	395	179

a/ Data source: CalWORKs Cash Grant Caseload Movement Report (CA 237 CW) for the months of October, November and December 2006 (averaged).
b/ Data source: Welfare To Work Monthly Activity Report (WTW 25) for the months of October, November and December 2006 (averaged).
c/ Data represents the average number of adults working in unsubsidized employment as reported on the WTW 25 Activity reports.

Education and/or Training [a/]

Federal Program - Single Parent Families

Table 4

Average Number of Clients in Education and/or Training Activities [a/]			
(Alameda to Nevada)		(Orange to Yuba)	
Statewide	**34,454**		
Alameda	1,743	Orange	1,436
Alpine	-	Placer	156
Amador	5	Plumas	34
Butte	435	Riverside	995
Calaveras	40	Sacramento	998
Colusa	26	San Benito	89
Contra Costa	702	San Bernardino	2,622
Del Norte	95	San Diego	2,434
El Dorado	58	San Francisco	431
Fresno	1,718	San Joaquin	1,222
Glenn	54	San Luis Obispo	147
Humboldt	205	San Mateo	140
Imperial	634	Santa Barbara	473
Inyo	3	Santa Clara	1,853
Kern	1,024	Santa Cruz	377
Kings	309	Shasta	219
Lake	95	Sierra	9
Lassen	42	Siskiyou	52
Los Angeles	8,796	Solano	190
Madera	285	Sonoma	321
Marin	104	Stanislaus	439
Mariposa	24	Sutter	172
Mendocino	159	Tehama	102
Merced	708	Trinity	18
Modoc	15	Tulare	755
Mono	-	Tuolumne	42
Monterey	380	Ventura	637
Napa	49	Yolo	124
Nevada	87	Yuba	171

a/ Data source: Welfare To Work Monthly Activity Report (WTW 25) (cell numbers 15-19, 21-25 and 36) for the months of October, November and December 2006 (averaged).

Supportive Services [a/]

Federal Program - Single Parent Families

Table 5

Average Number of Clients Receiving Supportive Services				
	Child Care	Transportation	Ancillary Svcs.	Total
Statewide	**28,801**	**44,664**	**7,105**	**80,571**
Alameda	1,534	1,130	137	2,801
Alpine	3	1	1	5
Amador	19	6	2	27
Butte	163	125	65	353
Calaveras	34	38	3	74
Colusa	3	11	2	17
Contra Costa	423	786	175	1,384
Del Norte	56	85	68	209
El Dorado	45	57	12	114
Fresno	1,238	1,979	736	3,954
Glenn	32	12	16	61
Humboldt	88	175	25	288
Imperial	216	245	32	494
Inyo	25	6	3	33
Kern	1,002	751	201	1,954
Kings	241	340	60	641
Lake	42	61	26	129
Lassen	35	8	2	46
Los Angeles	8,355	15,759	1,774	25,889
Madera	113	182	32	328
Marin	130	145	35	310
Mariposa	8	19	4	32
Mendocino	34	58	25	117
Merced	238	418	85	742
Modoc	1	20	3	25
Mono	4	0	0	5
Monterey	304	595	62	962
Napa	41	6	1	47
Nevada	54	78	29	161
Orange	650	1,139	54	1,843
Placer	183	142	36	361
Plumas	12	-	-	12
Riverside	2,053	1,982	607	4,642
Sacramento	1,309	2,106	159	3,574
San Benito	60	37	11	107
San Bernardino	3,044	6,726	722	10,492
San Diego	1,670	3,297	428	5,395
San Francisco	545	480	15	1,040
San Joaquin	748	1,016	181	1,945
San Luis Obispo	139	73	41	253
San Mateo	205	83	6	294
Santa Barbara	208	165	49	422
Santa Clara	809	1,804	302	2,915
Santa Cruz	303	329	72	704
Shasta	174	200	48	422
Sierra	8	7	4	19
Siskiyou	28	1	-	29
Solano	321	261	43	626
Sonoma	157	346	115	618
Stanislaus	126	442	89	657
Sutter	131	120	37	287
Tehama	79	52	27	158
Trinity	-	10	11	21
Tulare	487	231	134	852
Tuolumne	26	86	13	125
Ventura	518	106	128	752
Yolo	221	168	24	413
Yuba	105	159	134	398

a/ Data source: Welfare To Work Monthly Activity Report (WTW 25) and CW 115 Monthly Child Care Report for the months of October, November and December 2006 (averaged).

Mental Health Treatment [a/]

Federal Program - Single Parent Families

Table 6

	Total No. of Individuals That Received a Referral for an Evaluation in Quarter	Average No. of Individuals Participating in Services per Month
Statewide	**2,949**	**6,156**
Alameda	28	13
Alpine	-	-
Amador	-	-
Butte	1	67
Calaveras	1	13
Colusa	-	1
Contra Costa	63	164
Del Norte	121	3
El Dorado	-	30
Fresno	166	181
Glenn	14	10
Humboldt	2	51
Imperial	-	91
Inyo	1	1
Kern	140	189
Kings	61	64
Lake	8	75
Lassen	-	4
Los Angeles	923	2,599
Madera	2	63
Marin	37	59
Mariposa	2	10
Mendocino	19	40
Merced	20	26
Modoc	5	3
Mono	5	1
Monterey	17	54
Napa	1	2
Nevada	-	27
Orange	250	466
Placer	15	58
Plumas	-	1
Riverside	161	170
Sacramento	43	106
San Benito	-	7
San Bernardino	124	294
San Diego	265	323
San Francisco	27	54
San Joaquin	64	117
San Luis Obispo	3	17
San Mateo	20	3
Santa Barbara	32	62
Santa Clara	70	168
Santa Cruz	21	48
Shasta	-	34
Sierra	-	2
Siskiyou	2	11
Solano	22	28
Sonoma	58	59
Stanislaus	36	43
Sutter	-	33
Tehama	40	69
Trinity	-	6
Tulare	13	13
Tuolumne	-	24
Ventura	24	63
Yolo	19	29
Yuba	3	8

a/ Source for this data is the Welfare To Work Monthly Activity Report (WTW 25) for October 2006 through December 2006.

Substance Abuse Treatment [a/]

Federal Program - Single Parent Families

Table 7

	Total No. of Individuals That Received a Referral for an Evaluation in Quarter	Average No. of Individuals Participating in Services per Month
Statewide	**1,042**	**1,809**
Alameda	1	0
Alpine	-	-
Amador	-	0
Butte	-	20
Calaveras	1	9
Colusa	-	-
Contra Costa	2	53
Del Norte	93	2
El Dorado	2	26
Fresno	121	125
Glenn	-	4
Humboldt	1	13
Imperial	-	14
Inyo	1	1
Kern	31	55
Kings	20	22
Lake	-	21
Lassen	-	7
Los Angeles	146	356
Madera	-	14
Marin	34	46
Mariposa	-	4
Mendocino	11	23
Merced	14	17
Modoc	4	1
Mono	-	-
Monterey	4	33
Napa	2	11
Nevada	-	11
Orange	40	73
Placer	5	21
Plumas	-	-
Riverside	16	29
Sacramento	40	35
San Benito	-	2
San Bernardino	56	175
San Diego	156	182
San Francisco	14	9
San Joaquin	11	27
San Luis Obispo	3	9
San Mateo	14	3
Santa Barbara	9	19
Santa Clara	13	29
Santa Cruz	17	30
Shasta	-	9
Sierra	-	2
Siskiyou	-	2
Solano	3	17
Sonoma	65	87
Stanislaus	31	52
Sutter	-	24
Tehama	21	24
Trinity	-	-
Tulare	1	1
Tuolumne	-	11
Ventura	16	23
Yolo	21	15
Yuba	2	13

a/ Source for this data is the Welfare To Work Monthly Activity Report (WTW 25) for October 2006 through December 2006.

Domestic Abuse Treatment [a/]

Federal Program - Single Parent Families

Table 8

	Total No. of Individuals That Received a Referral for an Evaluation in Quarter	Average No. of Individuals Participating in Services per Month
Statewide	**1,873**	**2,630**
Alameda	42	109
Alpine	-	-
Amador	-	-
Butte	-	11
Calaveras	-	2
Colusa	-	-
Contra Costa	669	106
Del Norte	79	2
El Dorado	-	14
Fresno	2	6
Glenn	-	-
Humboldt	-	-
Imperial	-	4
Inyo	-	-
Kern	11	17
Kings	14	15
Lake	-	1
Lassen	-	-
Los Angeles	612	1,527
Madera	-	4
Marin	26	9
Mariposa	-	1
Mendocino	8	16
Merced	6	18
Modoc	-	0
Mono	-	-
Monterey	13	12
Napa	-	-
Nevada	-	1
Orange	151	295
Placer	4	8
Plumas	-	-
Riverside	15	19
Sacramento	-	0
San Benito	-	-
San Bernardino	18	67
San Diego	-	-
San Francisco	26	105
San Joaquin	2	4
San Luis Obispo	3	3
San Mateo	4	2
Santa Barbara	5	4
Santa Clara	33	85
Santa Cruz	69	33
Shasta	-	4
Sierra	-	-
Siskiyou	-	-
Solano	6	2
Sonoma	17	18
Stanislaus	15	34
Sutter	-	10
Tehama	13	43
Trinity	-	1
Tulare	-	2
Tuolumne	-	2
Ventura	7	3
Yolo	2	1
Yuba	1	8

a/ Source for this data is the Welfare To Work Monthly Activity Report (WTW 25) for October 2006 through December 2006.

FEDERAL PROGRAM

TWO-PARENT FAMILIES

SECTION C

Selected Statewide CalWORKs Data [a/]

(A Description of State Fiscal Year 06/07 October - December Quarter
CalWORKs and Welfare To Work Program Activity)

Federal Program - Two-Parent Families **(Some totals may not add due to independent rounding)*	**Quarter Average**
Aided Adults	**53,237**
Enrolled Adults	**40,849**
Exempt Adults	**7,404**
Non-Compliant Adults	**12,167**
Sanctioned	7,235
Non-Compliant	4,932
Good Cause Non-Participants	**2,536**
Adults in Unduplicated Activities	**24,128**
Job Search and Job Readiness Assistance	**2,640**
Services	**1,284**
Receiving Mental Health Services	861
Receiving Substance Abuse Services	255
Receiving Domestic Abuse Services	169
Working (Unsubsidized Employment)	**14,726**
Education and Training [b/]	**7,667**
Supportive Services	**15,185**
Child Care	2,009
Transportation	11,368
Ancillary Services	1,808

a/ Sources: Data source for aided adults is the monthly CalWORKs Cash Grant Caseload Movement Report (CA 237 CW); for Stage 1 child care the Monthly Child Care Reports (CW 115A); for all remaining data the Welfare To Work Monthly Activity Reports (WTW 25A). Report months used; October 2006 through December 2006. Data represents the average of the three months in the quarter.
b/ For Education and Training the following cell numbers from the WTW 25A Reports were combined to arrive at the total: Cell numbers 15-19, 21-25 and cell number 36.

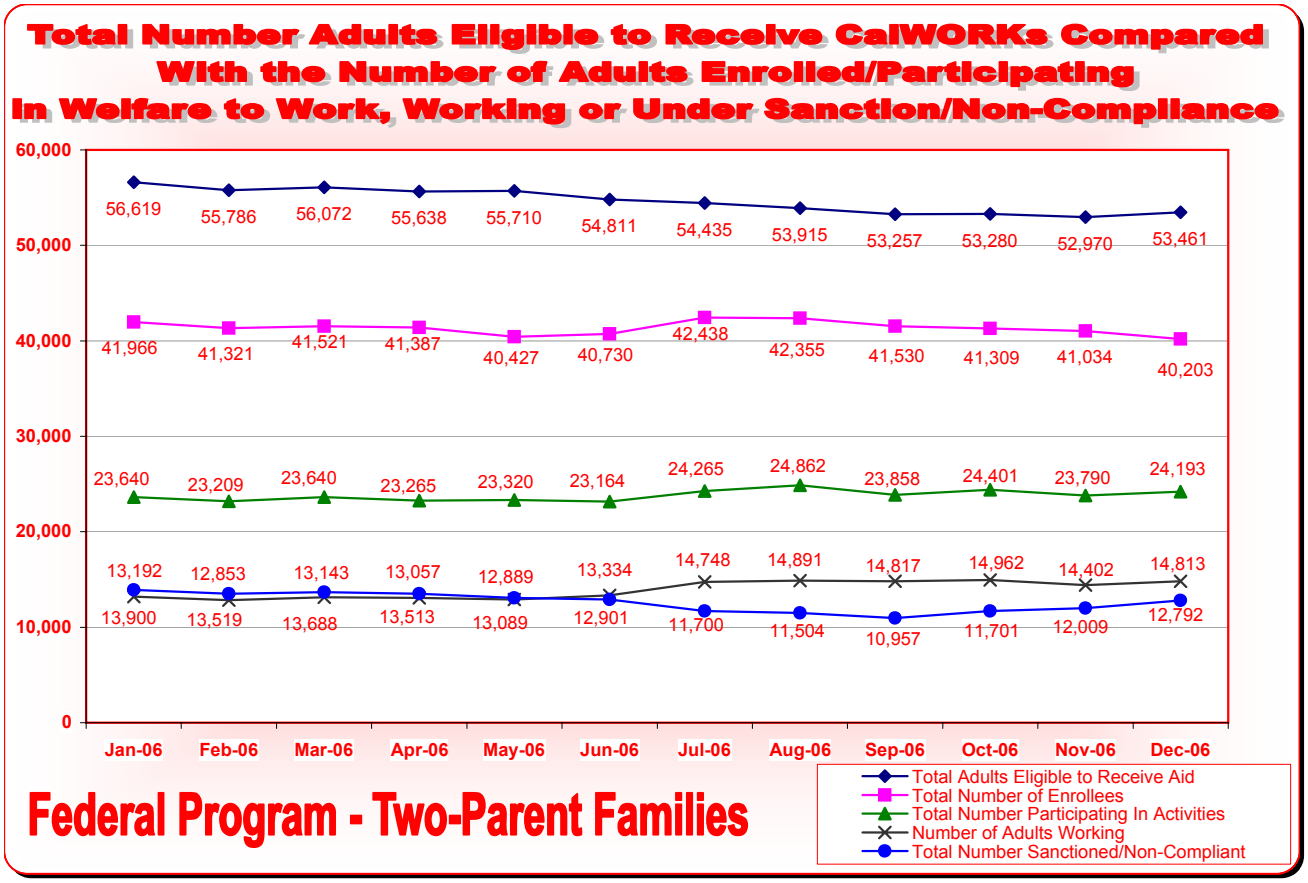

Sources: Data source for adults eligible to receive aid is the monthly CalWORKs Cash Grant Caseload Movement Report (CA 237 CW); for all remaining data the Welfare To Work Monthly Activity Reports (WTW 25A). Report months used; January 2006 through December 2006.

Clients in Various Stages of CalWORKs/Welfare To Work

Federal Program - Two-Parent Families

Table 9

	Avg. Number of Aided Adults [a/]	Avg. Number of Enrolled Adults [b/]	Avg. Number of Adults Exempt [b/]	Avg. Number of Non-Compliant Adults [b/]		Avg. Number of Individuals Granted Good Cause [b/]	Avg. Number of Those Participating in at Least 1 Activity [b/]	Average Number of Adults Working [c/]
				Sanction Status	Non-Compliance			
Statewide	**53,237**	**40,849**	**7,404**	**7,235**	**4,932**	**2,536**	**24,128**	**14,726**
Alameda	2,033	1,640	225	56	172	6	762	389
Alpine	1	1	-	-	-	-	1	0
Amador	28	18	6	6.67	6	5	1	1
Butte	545	436	87	42	69	19	324	119
Calaveras	63	44	12	5	3	1	32	18
Colusa	22	12	6	5	0	-	7	5
Contra Costa	792	594	88	31	110	14	354	259
Del Norte	232	237	71	20	44	17	129	36
El Dorado	166	102	49	23	22	4	67	42
Fresno	4,168	2,863	439	753	889	35	1,931	1,389
Glenn	98	65	9	3	10	4	54	32
Humboldt	294	263	35	52	27	47	217	62
Imperial	555	404	77	150	63	5	280	164
Inyo	13	3	2	5	1	-	1	1
Kern	1,476	1,642	118	277	256	103	940	532
Kings	326	247	75	97	41	8	205	141
Lake	166	85	84	25	14	5	75	32
Lassen	126	65	28	11	16	1	53	32
Los Angeles	12,659	9,566	2,189	2,666	953	597	5,140	2,875
Madera	277	241	54	42	29	26	181	75
Marin	94	64	26	23	6	0	43	22
Mariposa	24	19	2	4	3	1	13	7
Mendocino	211	224	42	50	43	12	127	47
Merced	1,268	1,042	131	220	164	241	490	271
Modoc	42	44	3	-	5	-	21	11
Mono	5	3	-	1	1	-	1	1
Monterey	328	215	88	95	49	26	155	86
Napa	50	33	13	10	7	-	25	14
Nevada	77	43	13	9	2	2	30	14
Orange	1,603	1,329	130	117	3	40	832	579
Placer	249	185	38	12	21	8	130	98
Plumas	12	6	1	3	1	-	5	2
Riverside	1,493	1,167	175	318	101	188	667	430
Sacramento	6,383	4,989	719	65	220	3	2,623	1,719
San Benito	110	89	2	6	9.00	1	41	16
San Bernardino	2,520	2,159	406	477	267	400	1,586	991
San Diego	2,405	1,592	210	120	256	0	1,117	739
San Francisco	547	447	103	66	127	17	285	155
San Joaquin	1,888	1,255	208	292	164	49	933	468
San Luis Obispo	165	184	33	60	21	-	63	40
San Mateo	159	123	16	3	22	-	69	55
Santa Barbara	387	286	55	31	76	61	200	149
Santa Clara	2,248	1,799	307	234	51	296	1,123	744
Santa Cruz	197	153	31	25	42	3	123	74
Shasta	375	283	22	116	61	4	183	100
Sierra	8	5	-	1	3	-	4	-
Siskiyou	168	93	32	13	12	4	55	31
Solano	680	462	69	3	28	0	181	156
Sonoma	187	135	36	98	35	2	95	68
Stanislaus	1,411	1,231	89	258	144	186	438	257
Sutter	200	120	78	38	14	2	86	49
Tehama	174	140	17	29	19	-	85	45
Trinity	49	37	5	16	5	-	20	17
Tulare	2,154	1,413	386	63	86	38	843	636
Tuolumne	81	69	1	12	12	3	53	27
Ventura	557	383	123	14	33	7	235	177
Yolo	415	342	40	28	66	46	233	155
Yuba	270	157	98	34	28	1	161	72

a/ Data source: CalWORKs Cash Grant Caseload Movement Report (CA 237 CW) for the months of October, November and December 2006 (averaged)
b/ Data source: Welfare To Work Monthly Activity Report (WTW 25A) for the months of October, November and December 2006 (averaged).
c/ Data represents the average number of adults working in unsubsidized employment as reported on the WTW 25A Activity reports

Education and/or Training Activites [a/]

Federal Program - Two-Parent Families

Table 10

Average Number of Clients in Education and/or Training Activities [a/]			
(Alameda to Nevada)		(Orange to Yuba)	
Statewide	**7,667**		
Alameda	265	Orange	355
Alpine	-	Placer	30
Amador	-	Plumas	1
Butte	202	Riverside	78
Calaveras	5	Sacramento	905
Colusa	3	San Benito	17
Contra Costa	102	San Bernardino	316
Del Norte	37	San Diego	572
El Dorado	7	San Francisco	102
Fresno	416	San Joaquin	388
Glenn	14	San Luis Obispo	24
Humboldt	45	San Mateo	21
Imperial	148	Santa Barbara	53
Inyo	-	Santa Clara	467
Kern	190	Santa Cruz	56
Kings	75	Shasta	35
Lake	24	Sierra	1
Lassen	13	Siskiyou	4
Los Angeles	1,571	Solano	20
Madera	76	Sonoma	31
Marin	21	Stanislaus	119
Mariposa	3	Sutter	33
Mendocino	51	Tehama	20
Merced	242	Trinity	2
Modoc	9	Tulare	205
Mono	-	Tuolumne	8
Monterey	72	Ventura	56
Napa	7	Yolo	68
Nevada	11	Yuba	69

a/ Data source: Welfare To Work Monthly Activity Report (WTW 25A) (cell numbers 15-19, 21-25 and 36) for the months of October, November and December 2006 (averaged).

Supportive Services [a/]

Federal Program - Two-Parent Families

Table 11

Average Number of Clients Receiving Supportive Services				
	Child Care	Transportation	Ancillary Svcs.	Total
Statewide	**2,009**	**11,368**	**1,808**	**15,185**
Alameda	49	174	16	239
Alpine	-	-	-	-
Amador	1	-	-	1
Butte	27	54	28	109
Calaveras	3	16	1	20
Colusa	0	3	1	4
Contra Costa	3	108	20	130
Del Norte	8	63	76	146
El Dorado	5	10	1	16
Fresno	136	784	257	1,177
Glenn	10	7	8	25
Humboldt	12	44	6	62
Imperial	11	58	11	80
Inyo	-	2	-	2
Kern	29	211	61	300
Kings	21	98	21	141
Lake	6	19	7	32
Lassen	1	2	-	3
Los Angeles	488	3,549	403	4,440
Madera	10	55	9	74
Marin	4	22	8	34
Mariposa	-	6	1	7
Mendocino	4	24	10	37
Merced	61	172	28	261
Modoc	0	12	1	14
Mono	-	-	-	-
Monterey	37	137	15	189
Napa	3	1	1	5
Nevada	6	11	7	24
Orange	37	376	16	429
Placer	10	36	9	55
Plumas	0	-	-	0
Riverside	74	320	106	500
Sacramento	359	1,138	75	1,572
San Benito	5	5	2	12
San Bernardino	113	1,288	140	1,540
San Diego	76	706	79	860
San Francisco	13	151	6	169
San Joaquin	24	389	54	467
San Luis Obispo	1	12	8	21
San Mateo	13	14	1	28
Santa Barbara	9	32	10	52
Santa Clara	60	618	101	779
Santa Cruz	22	57	10	90
Shasta	5	43	16	64
Sierra	1	1	1	3
Siskiyou	2	-	-	2
Solano	57	31	4	93
Sonoma	8	53	15	76
Stanislaus	7	119	25	151
Sutter	7	29	9	45
Tehama	5	15	9	29
Trinity	-	4	5	9
Tulare	61	59	36	156
Tuolumne	5	31	6	42
Ventura	75	14	13	102
Yolo	8	82	7	97
Yuba	15	106	51	171

a/ Data source: Welfare To Work Monthly Activity Report (WTW 25A) and CW 115A Monthly Child Care report for the months of October, November and December 2006 (averaged).

Mental Health Treatment [a/]

Federal Program - Two-Parent Families

Table 12

	Total No. of Individuals That Received a Referral for an Evaluation in Quarter	Average No. of Individuals Participating in Services per Month
Statewide	**541**	**861**
Alameda	12	6
Alpine	-	-
Amador	-	-
Butte	-	17
Calaveras	-	2
Colusa	-	-
Contra Costa	13	5
Del Norte	71	1
El Dorado	-	1
Fresno	22	34
Glenn	6	5
Humboldt	1	11
Imperial	-	12
Inyo	-	-
Kern	29	44
Kings	11	14
Lake	2	13
Lassen	-	3
Los Angeles	104	245
Madera	-	6
Marin	4	3
Mariposa	-	1
Mendocino	6	9
Merced	4	7
Modoc	-	0
Mono	-	0
Monterey	3	4
Napa	-	-
Nevada	-	3
Orange	94	175
Placer	2	9
Plumas	-	1
Riverside	17	13
Sacramento	7	16
San Benito	-	2
San Bernardino	18	37
San Diego	40	18
San Francisco	1	3
San Joaquin	13	18
San Luis Obispo	-	2
San Mateo	1	0
Santa Barbara	2	8
Santa Clara	22	58
Santa Cruz	-	2
Shasta	-	7
Sierra	-	1
Siskiyou	-	2
Solano	1	1
Sonoma	2	3
Stanislaus	5	2
Sutter	-	2
Tehama	7	11
Trinity	-	0
Tulare	5	3
Tuolumne	-	4
Ventura	2	8
Yolo	14	4
Yuba	-	5

a/ Source for this data is the Welfare To Work Monthly Activity Report (WTW 25A) for October 2006 through December 2006.

Substance Abuse Treatment [a/]

Federal Program - Two-Parent Families

Table 13

	Total No. of Individuals That Received a Referral for an Evaluation in Quarter	Average No. of Individuals Participating in Services per Month
Statewide	**200**	**255**
Alameda	-	-
Alpine	-	-
Amador	-	-
Butte	-	2
Calaveras	1	4
Colusa	-	-
Contra Costa	-	3
Del Norte	65	1
El Dorado	-	1
Fresno	23	28
Glenn	-	1
Humboldt	-	3
Imperial	-	2
Inyo	-	-
Kern	9	12
Kings	-	3
Lake	-	1
Lassen	-	-
Los Angeles	25	40
Madera	-	2
Marin	3	1
Mariposa	-	1
Mendocino	2	2
Merced	2	-
Modoc	-	1
Mono	-	-
Monterey	1	1
Napa	1	1
Nevada	-	3
Orange	15	27
Placer	-	2
Plumas	-	-
Riverside	2	4
Sacramento	3	6
San Benito	-	-
San Bernardino	10	24
San Diego	7	12
San Francisco	4	1
San Joaquin	-	4
San Luis Obispo	-	1
San Mateo	5	1
Santa Barbara	-	-
Santa Clara	6	9
Santa Cruz	1	6
Shasta	-	4
Sierra	-	2
Siskiyou	-	-
Solano	-	-
Sonoma	2	4
Stanislaus	5	11
Sutter	-	2
Tehama	6	10
Trinity	-	1
Tulare	-	-
Tuolumne	-	3
Ventura	1	1
Yolo	1	2
Yuba	-	2

a/ Source for this data is the Welfare To Work Monthly Activity Report (WTW 25A) for October 2006 through December 2006.

Domestic Abuse Treatment [a/]

Federal Program - Two-Parent Families

Table 14

	Total No. of Individuals That Received a Referral for an Evaluation in Quarter	Average No. of Individuals Participating in Services per Month
Statewide	**237**	**169**
Alameda	18	47
Alpine	-	-
Amador	-	-
Butte	-	2
Calaveras	-	-
Colusa	-	-
Contra Costa	137	2
Del Norte	3	0
El Dorado	-	-
Fresno	1	4
Glenn	-	1
Humboldt	-	-
Imperial	-	-
Inyo	-	-
Kern	7	8
Kings	2	1
Lake	-	-
Lassen	-	-
Los Angeles	24	40
Madera	-	-
Marin	5	2
Mariposa	-	1
Mendocino	-	1
Merced	1	4
Modoc	3	-
Mono	-	-
Monterey	3	-
Napa	-	-
Nevada	-	-
Orange	17	33
Placer	-	1
Plumas	-	-
Riverside	2	-
Sacramento	-	2
San Benito	-	-
San Bernardino	2	3
San Diego	-	-
San Francisco	-	1
San Joaquin	-	2
San Luis Obispo	-	-
San Mateo	-	-
Santa Barbara	-	0
Santa Clara	4	3
Santa Cruz	-	-
Shasta	-	1
Sierra	-	-
Siskiyou	-	-
Solano	-	-
Sonoma	-	-
Stanislaus	2	2
Sutter	-	-
Tehama	5	6
Trinity	-	-
Tulare	-	0
Tuolumne	-	0
Ventura	-	1
Yolo	1	-
Yuba	-	-

a/ Source for this data is the Welfare To Work Monthly Activity Report (WTW 25A) for October 2006 through December 2006.

ATTACHMENT A

Quarterly CalWORKs Report – Definitions

The following definitions were obtained from the instructions for the CalWORKs Cash Grant Caseload Movement Report (CA 237 CW) and the Welfare To Work Monthly Activity Reports (WTW 25/WTW 25A).

Aided Adult: Adult recipient approved to receive a cash grant in the CalWORKs program (may include those receiving a cash grant or eligible to receive a cash grant).

Enrolled Adult: Recipient to which a county has sent a notice that he/she is scheduled for a Welfare To Work appraisal. An enrollee is defined as either: (1) required to participate; or (2) willing to participate.

Exempt Adult: A CalWORKs adult applicant or recipient who is not required to participate.

Non-Compliant Adult: An adult recipient who is either: (1) sanctioned; or (2) sent a notice of noncompliance and has not yet returned to participate or has not yet been sanctioned.

Good Cause Non-Participant: An individual in good cause status as defined in law or by the county.

Services: Mental health and/or substance abuse services as defined by the county (MPP 42-711.56/. 57).

Education and Training: Adult recipients participating in one or more Welfare To Work activity, i.e., on-the-job training, vocational education, etc.

Supportive Services: Recipients that are receiving (1) child care, (2) transportation or (3) ancillary services.

Ancillary Services: Services may include the purchase of protective shoes or tools needed for work, etc.

ATTACHMENT B

Report Sources

The following reports were used as the main source for data included in this report:

For October:

CalWORKs Cash Grant Caseload Movement Report (CA 237 CW), V2, 03/08/07.

Welfare To Work Monthly Activity Reports (WTW 25), V2, 01/24/07.

Welfare To Work Monthly Activity Reports (WTW 25A), V2, 01/24/07.

Child Care Monthly Reports (CW 115), V4, 02/06/17.

Child Care Monthly Reports (CW 115A), V4, 02/06/07.

For November:

CalWORKs Cash Grant Caseload Movement Report (CA 237 CW), V1, 03/30/07.

Welfare To Work Monthly Activity Reports (WTW 25), V1, 01/22/07.

Welfare To Work Monthly Activity Reports (WTW 25A), V3, 01/24/07.

Child Care Monthly Reports (CW 115), V2, 02/16/07.

Child Care Monthly Reports (CW 115A), V2, 02/16/07.

For December:

CalWORKs Cash Grant Caseload Movement Report (CA 237 CW), V1, 04/03/07.

Welfare To Work Monthly Activity Reports (WTW 25), V3, 01/24/07.

Welfare To Work Monthly Activity Reports (WTW 25A), V3, 01/24/07.

Child Care Monthly Reports (CW 115), V3, 03/20/07.

Child Care Monthly Reports (CW 115A), V3, 03/20/07.

CALIFORNIA DEPARTMENT OF SOCIAL SERVICES
Cliff Allenby, Interim Director