


# Elder and Dependent Adult Abuse and Neglect & Adult Protective Services in California:

September 1999 to August 2000



Research and Development Division  
Adult Programs Analysis Team  
December 2000



**Elder and Dependent Adult Abuse and Neglect  
& Adult Protective Services in California**

**September 1999 - August 2000**

Prepared by:

California Department of Social Services  
Research and Development Division  
Data Analysis and Publications Branch  
Adult Programs Analysis Team

December 2000

## **Acknowledgements**

Gretchen Berg of the Adult Programs Analysis Team, Research and Development Division, California Department of Social Services had the responsibility of producing this report. Assistance in the preparation of this report was provided by June Annis of the Adult Programs Branch of the California Department of Social Services.

Inquiries regarding the report should be directed to the Department of Social Services, Research and Development Division, Data Analysis and Publications Branch. The information coordinator can be reached via telephone at (916) 653-3850 or FAX at (916) 653-4880. Copies of this report are available at [www.dss.cahwnet.gov/research/](http://www.dss.cahwnet.gov/research/).

## Background and Trends

- Caseload has been steadily increasing in recent years.

Data from previous Adult Protective Services (APS) reports show that the number of active cases increased by about 7 percent between 1996 and 1998. The number of active cases in January through August of 1999 showed a 17 percent rise. Between September 1999 and August 2000, the number of active cases increased by 36 percent. This recent expansion of program caseload is attributed to enhanced funding and case management activities mandated by SB 2199 (Chapter 946, Statutes of 1998).

- Cases of self-neglect are making up a larger proportion of total types of abuse and neglect than in the past.

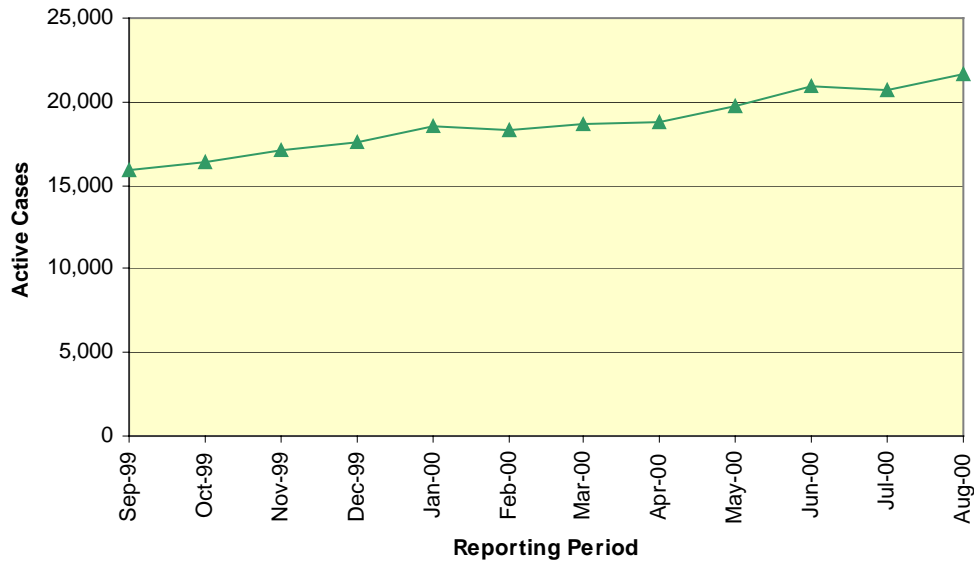
Between 1997 and 1999, about 40 percent of reports for elder adults were related to self-neglect. For dependent adults, this proportion hovered around 60 percent.

Between September 1999 and August 2000, self-neglect comprised 60 percent of total reports of elder abuse and neglect and 73 percent for reports of dependent adult abuse and neglect.

The increase in the proportion of cases related to self-neglect may be due, in part, to an enhanced definition of self-neglect; the number of distinct categories of self-neglect was expanded from three to five under SB 2199. In addition, the pool of mandated reporters and outreach efforts have both increased.

# Statewide, The Total Number of Active Cases Has Risen 36 Percent

Number of Active APS Cases Reported Statewide  
California, September 1999 through August 2000



	Total Active Cases Elders and Dependent Adults	Month-to-Month % Change
<b>Sep-99</b>	15,926	
<b>Oct-99</b>	16,411	3.0%
<b>Nov-99</b>	17,067	4.0%
<b>Dec-99</b>	17,546	2.8%
<b>Jan-00</b>	18,543	5.7%
<b>Feb-00</b>	18,278	-1.4%
<b>Mar-00</b>	18,683	2.2%
<b>Apr-00</b>	18,804	0.6%
<b>May-00</b>	19,762	5.1%
<b>Jun-00</b>	20,939	6.0%
<b>Jul-00</b>	20,683	-1.2%
<b>Aug-00</b>	21,682	4.8%

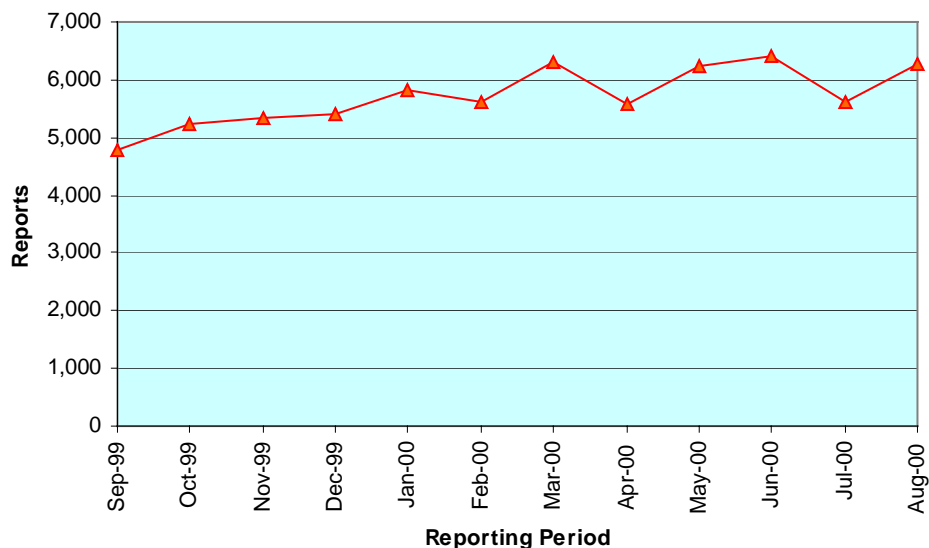
- 72 percent of the active caseload are cases of abuse and neglect of an elder adult; 28 percent are abuse and neglect of a dependent adult.

Source: Department of Social Services, SOC 242, Part A, Line 3

Note: The number of active cases is an unduplicated count, referring to only one case per person. Each case may or may not contain more than one report and/or type of abuse or neglect.

## The Total Number of Reports of Alleged Abuse and Neglect Continues to Increase, Contributing to the Growth of Active Cases

*Number of APS Reports of Alleged Abuse and Neglect  
California, September 1999 through August 2000*



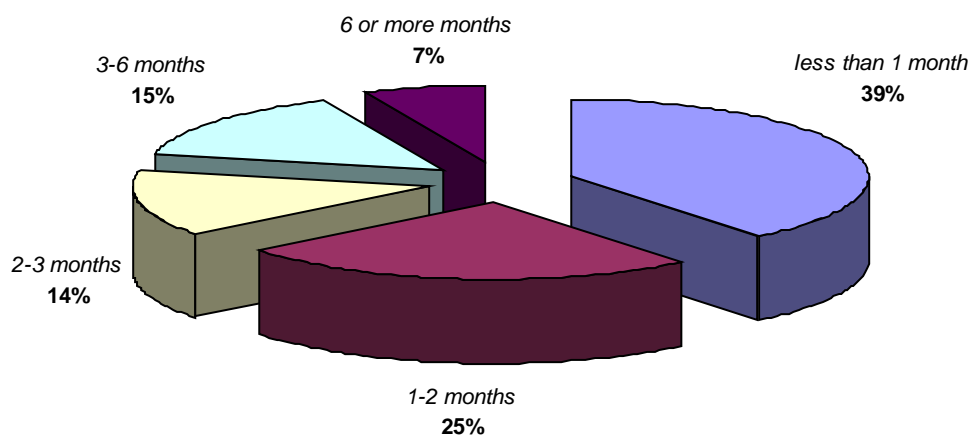
- Reports received within APS jurisdiction have increased 14 percent between September 1999 and August 2000.
- Reports of alleged abuse and neglect against elders averaged 68 percent of all reports and reports of alleged abuse and neglect against dependent adults averaged 32 percent, similar to their respective proportion of the active caseload.
- Approximately 10 percent of monthly reports are received under the jurisdiction of agencies other than the Department of Social Services, such as law enforcement, the Long-Term-Care Ombudsman, the state Department of Mental Health or the state Department of Developmental Services. These reports are not included in the above graph.

Source: Department of Social Services, SOC 242, Part B, Line 8

Note: The number of reports of alleged abuse and neglect is an unduplicated count of new reports received, including new reports on open cases and separate new reports of different incidences or types of abuse or neglect for the same individual.

## The Majority of APS Cases of Elder Abuse and Neglect are Closed Within 60 Days

*Number of Months Elder Cases Remained Open  
California, September 1999 through August 2000*



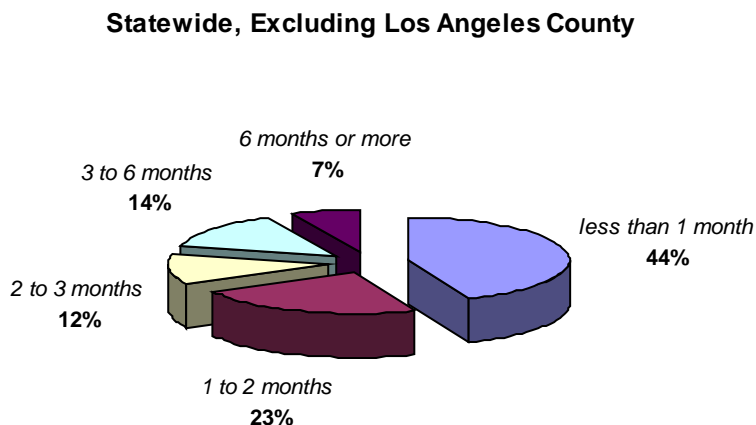
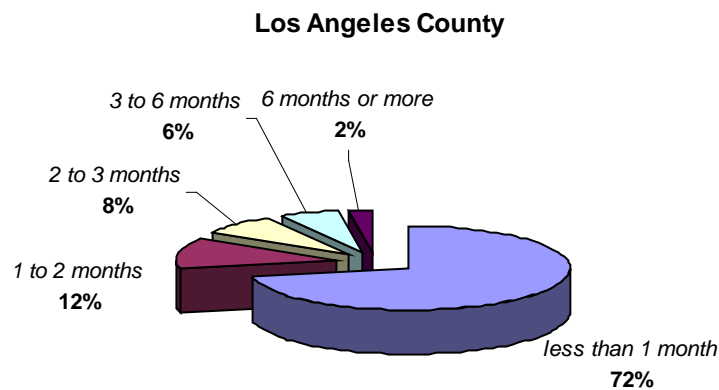
- The goal of the Adult Protective Services program is to prevent and remedy the abuse, neglect, or exploitation of elder and dependent adults who are unable to protect their own interests and/or care for themselves.
- The program maintains the individual safely, whenever possible, in their environment and strengthens their own capacity for self-maintenance through the direct provision of services or linking with community based resources.
- In many cases, when APS has closed a case, the clients continue to receive support and aid through various resources available in their county.

Source: Department of Social Services, SOC 242, Part A, Line 4 a-e

Note: The number of cases is an unduplicated count, referring to only one case per person. Each case may or may not contain more than one report and/or type of abuse or neglect.

# Los Angeles County Closes Dependent Adult Cases More Quickly Than the Rest of the State

*Number of Months Dependent Adult Cases Remained Open  
Los Angeles County, Compared to the Rest of the State, September 1999 through August 2000*



- Los Angeles County's closed dependent adult cases constitute one-third of the dependent adult cases closed statewide. Consequently, this large percentage of closed cases significantly influences the overall state average.
- Compared to all other California counties, Los Angeles County closes almost 30 percentage points more of their dependent adult abuse and neglect cases within 30 days.
- Many of Los Angeles County's dependent adult cases come from the Civic Center Homeless Project's assistance to the homeless population. The high early closure rate may be influenced by this project.

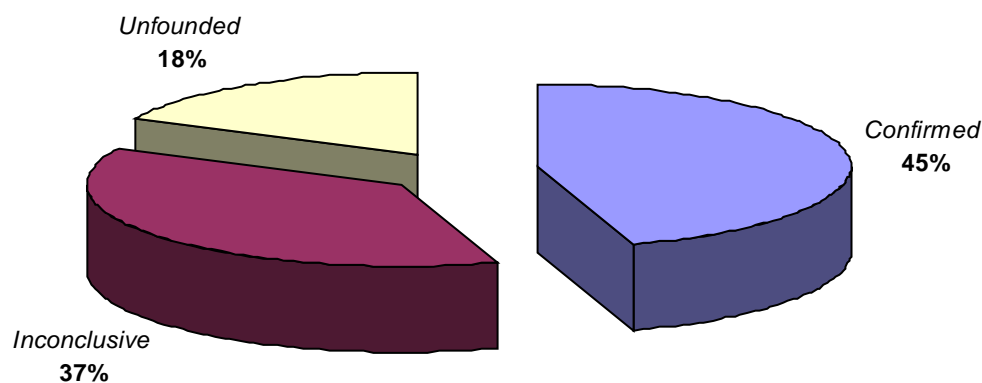
Source: Department of Social Services, SOC 242, Part A, Line 4 a-e

Note: The number of cases is an unduplicated count, referring to only one case per person. Each case may or may not contain more than one report and/or type of abuse or neglect.



# Between September 1999 and August 2000, Nearly Half of All Investigated Reports of Elder Abuse and Neglect Were Confirmed

*Average Monthly Results of Investigated APS Reports of Elder Abuse and Neglect California, September 1999 through August 2000*



Average Monthly Number of Reports Investigated				
	Confirmed	Inconclusive	Unfounded	Total
<b>Elders</b>	1,574	1,301	616	3,491

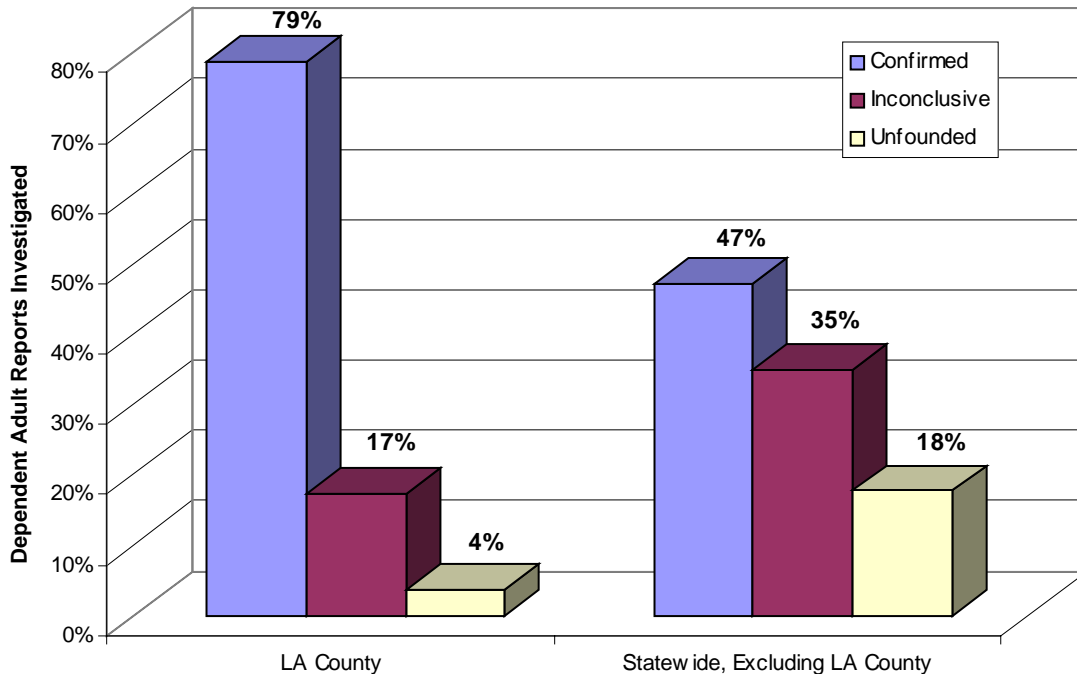
- When a report of alleged abuse or neglect of an elder or dependent adult is received, APS generally performs an investigation within a 10-day period. Based upon this investigation, the report of abuse or neglect is either confirmed (abuse or neglect occurred or most likely occurred), or found to be inconclusive (insufficient evidence that abuse or neglect occurred, but not an unfounded report) or unfounded (abuse or neglect did not occur).
- Los Angeles County makes up 17 percent of all investigated cases of elder abuse and neglect, and the results of their investigations are proportionately the same as the rest of the state.

Source: Department of Social Services, SOC 242, Part C, Line 10a, 10b and 10c

Note: The number of cases of abuse and neglect investigated is based upon an unduplicated count of reports.

# Los Angeles County has a High Percentage of Confirmed Investigated APS Reports of Dependent Adult Abuse and Neglect

*Average Monthly Results of Investigated APS Reports of Dependent Adult Abuse and Neglect  
Los Angeles County, Compared to the Rest of the State, September 1999 through August 2000*



Average Monthly Number of Dependent Adult Reports Investigated				
	Confirmed	Inconclusive	Unfounded	Total
<b>LA County</b>	450	99	22	571
<b>Statewide, Excluding LA County</b>	504	374	190	1,068

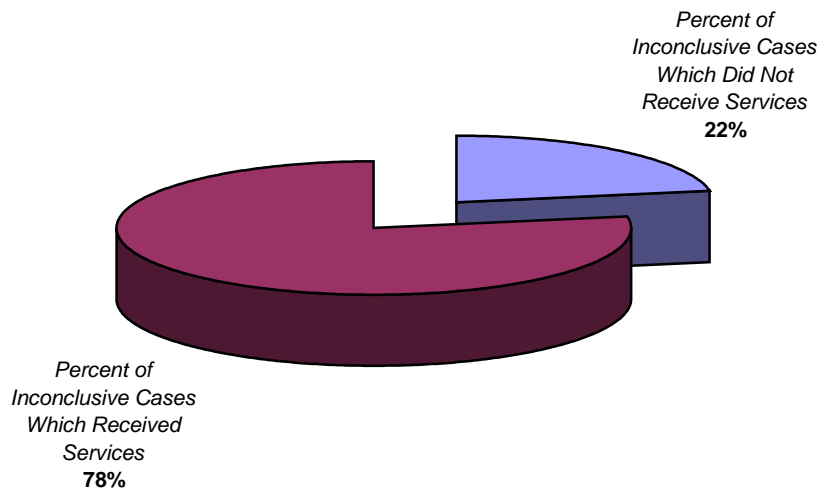
- Los Angeles County makes up 35 percent of the state's investigated reports of dependent adult abuse and neglect. This large percentage of the total investigated dependent adult reports significantly influences the overall state average.
- Los Angeles confirms 32 percentage points more of their dependent adult reports than do the rest of California's counties, on average.

Source: Department of Social Services, SOC 242, Part C, Line 10a, 10b and 10c

Note: The number of cases of abuse and neglect investigated is based upon an unduplicated count of reports.

# Most Cases Found to be Inconclusive Upon Investigation Receive Services Nevertheless

*Average Monthly Inconclusive APS Reports of Abuse and Neglect California, September 1999 through August 2000*



Inconclusive Cases Receiving Services Statewide Monthly Average for September 1999 – August 2000					
	Elders	% of Total	Dependent Adults	% of Total	Total
<b>Inconclusive Cases Closed Without Services Provided</b>	274	21%	121	26%	395
<b>Inconclusive Cases With Services Provided</b>	1,028	79%	352	74%	1,380
<b>Total Reports Investigated With Finding of Inconclusive Abuse or Neglect</b>	1,302	100%	473	100%	1,775

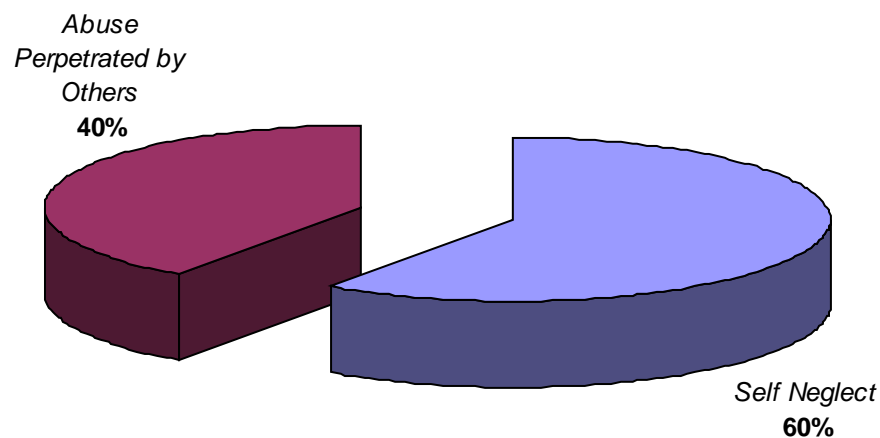
- The services include ongoing case management, counseling, money management, advocacy, and coordination of support services.
- The percent of cases receiving services is approximately the same for elders and dependent adults.
- Los Angeles' proportion of elder and dependent adult cases is the same as for the state, and therefore has negligible effect on the statewide averages.

Source: Department of Social Services, SOC 242, Line 10b and 10b(i)

Note: The number of cases is an unduplicated count, referring to only one case per person. Each case may or may not contain more than one report and/or type of abuse or neglect.

## The Majority of Confirmed Elder Cases are the Result of Self-Neglect, Not Abuse Perpetrated by Others

*Confirmed APS Cases of Elder Abuse and Neglect by Major Category  
California, September 1999 through August 2000*



Average Monthly Confirmed Elder Cases			
	Self-Neglect	Abuse Perpetrated by Others	Total
<b>Elders</b>	1,419	960	2,379

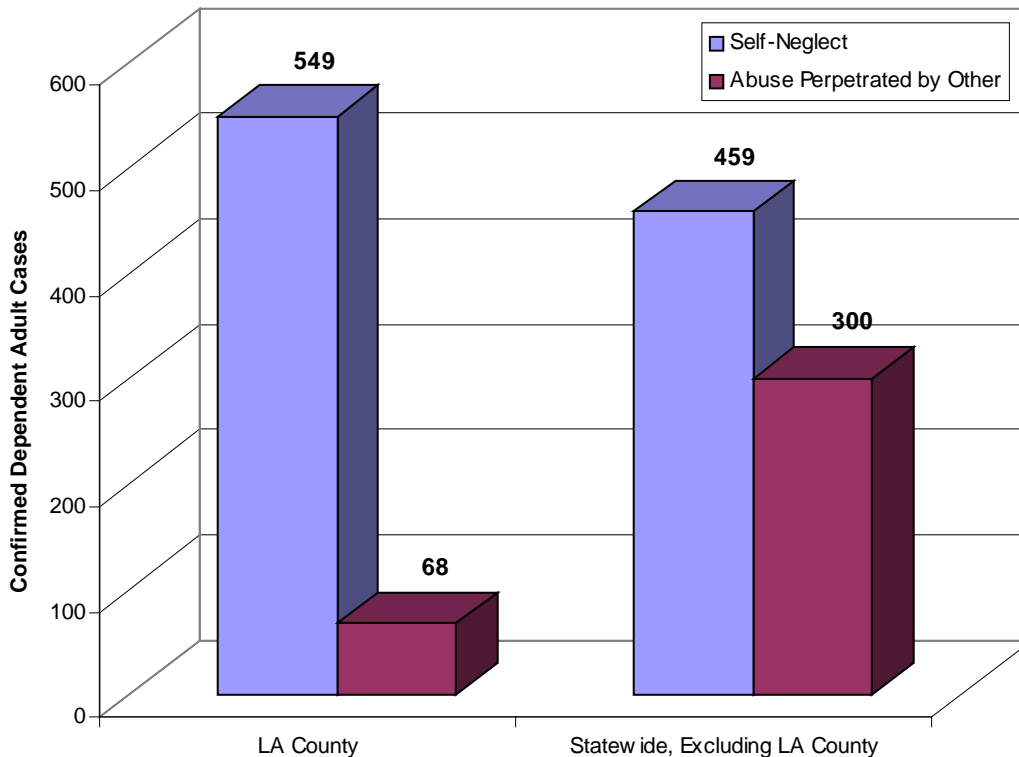
- Self-neglect includes the inability to provide personal hygiene, clothing, nutrition or shelter for oneself, obtain medical care for oneself, protect oneself from danger or harm or protect one's money or property.
- As stated in the 'Background and Trends' section, the percent of confirmed cases due to self-neglect has been increasing in recent years.

Source: Department of Social Services, SOC 242, Lines 14 and 16

Note: The number of types of abuse and neglect is a duplicated count, where one case may have more than one incident and/or type of abuse or neglect. Averages are rounded independently and may not add to total.

# Los Angeles County's High Proportion of Self-Neglect in the Dependent Adult Population is Dissimilar to the Rest of California

*Average Monthly Confirmed APS Cases of Dependent Adult Abuse and Neglect by Major Category  
Los Angeles County Compared to the Rest of the State, September 1999 through August 2000*



Average Monthly Confirmed Dependent Adult Cases			
	Self-Neglect	Abuse Perpetrated by Others	Total
<b>LA County</b>	89%	11%	100%
<b>Statewide, Excluding LA</b>	60%	40%	100%

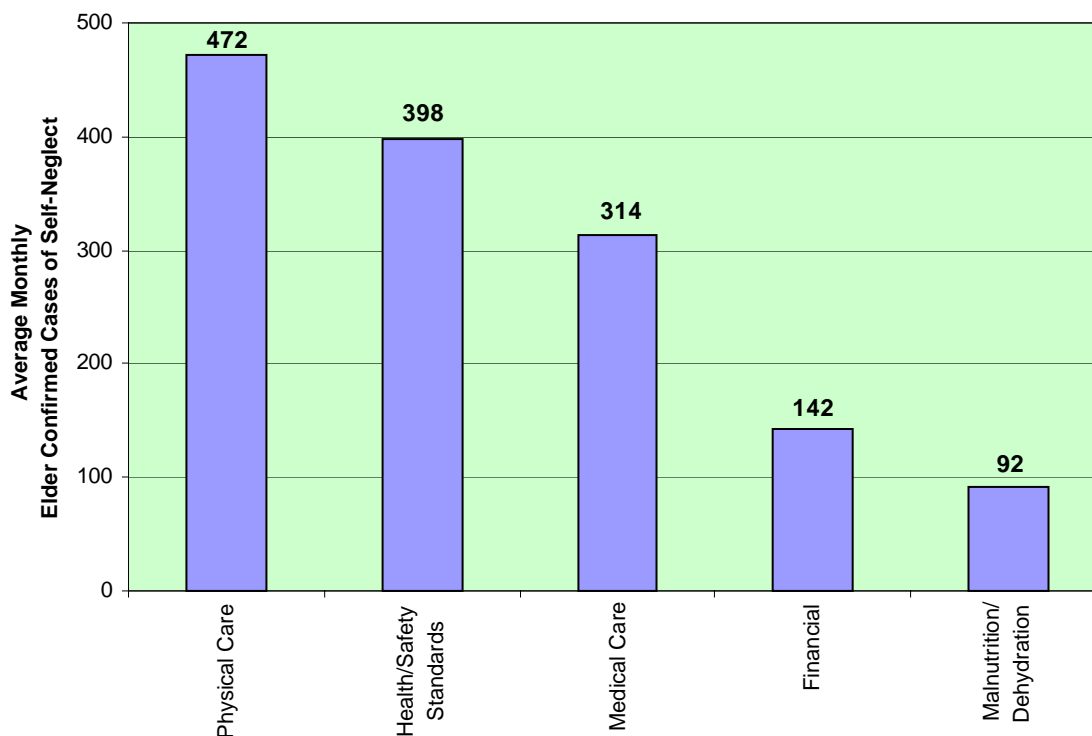
- Los Angeles County makes up 45 percent of confirmed cases of dependent adult abuse and neglect statewide.
- The Civic Center Homeless Project in Los Angeles provides education and outreach to homeless men and women, and may generate a significant number of Los Angeles' dependent adult self-neglect cases.

Source: Department of Social Services, SOC 242, Lines 14 and 16

Note: The number of types of abuse and neglect is a duplicated count, where one case may have more than one incident and/or type of abuse or neglect. Averages are rounded independently and may not add to total.

## The Majority of Confirmed Cases of Self-Neglect in the Elder Population are in Three Categories: Physical Care, Health & Safety Standards, and Medical Care

Monthly Average Number of Confirmed Self-Neglect Cases, By Type of Neglect  
California, September 1999 through August 2000



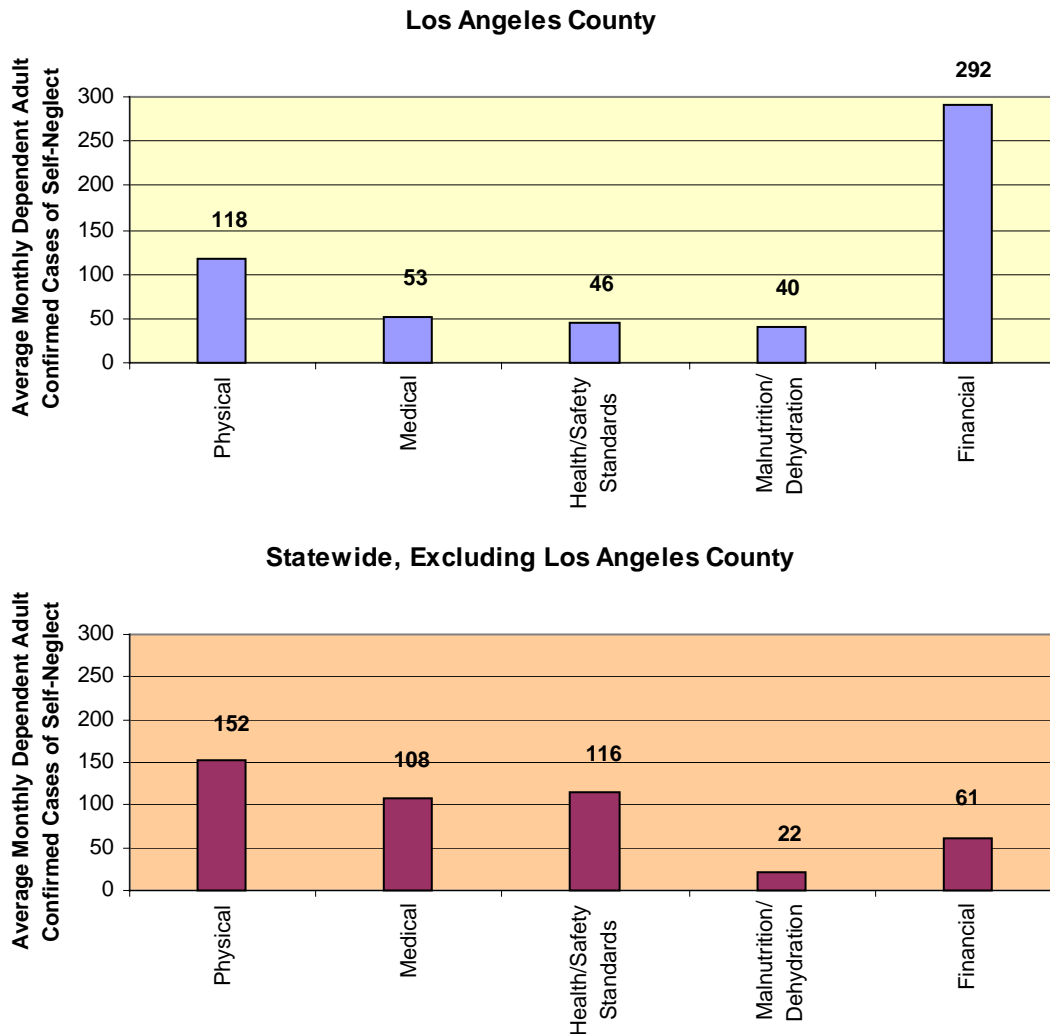
- 83 percent of confirmed cases of elder self-neglect are in the physical care, health and safety standards, and medical care categories.
- Los Angeles County comprises about 25 percent of the total types of elder self-neglect and follows the same basic trend as the rest of the state.

Source: Department of Social Services, SOC 242, Part D, Line 14, 14a, 14b, 14c, 14d, and 14e

Note: The number of types of self-neglect is a **duplicated** count, where one case may have more than one incident and/or type of self-neglect. Averages are rounded independently and may not add to total.

# Los Angeles County has a Different Distribution of Dependent Adult Self-Neglect Cases Compared to the Rest of the State

Monthly Average Confirmed Dependent Adult Self-Neglect Cases By Type of Neglect  
Los Angeles County Compared to the Rest of the State, September 1999 through August 2000



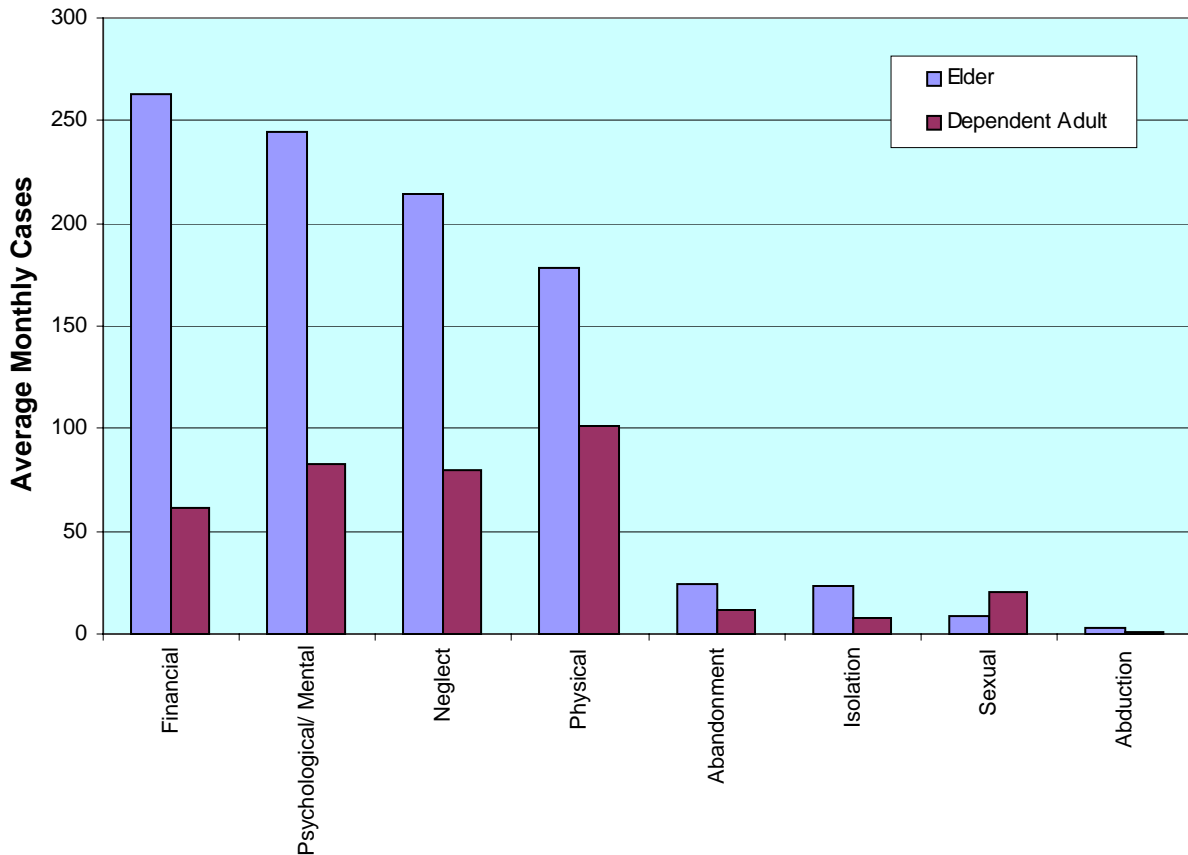
- Los Angeles County makes up about 54 percent of the state’s total cases of self-neglect in the dependent adult population, and specifically, 83 percent of the total statewide cases of financial self-neglect.
- Los Angeles’ Civic Center Homeless Project may be influencing the number of self-neglect cases in Los Angeles County because of the largely dependent adult population served by that project.

Source: Department of Social Services, SOC 242, Part D, Line 14, 14a, 14b, 14c, 14d, and 14e

Note: The number of types of self-neglect is a **duplicated** count, where one case may have more than one incident and/or type of self-neglect. Averages are rounded independently and may not add to total.

# Almost All Confirmed Cases of Abuse Perpetrated by Others are in the Financial, Psychological/Mental, Neglect and Physical Categories

Monthly Average Confirmed Cases of Abuse Perpetrated By Others By Type of Abuse California, September 1999 through August 2000



- 94 percent of confirmed cases of elder abuse perpetrated by others are in the financial, psychological/mental, neglect and physical categories.
- 89 percent of confirmed cases of dependent adult abuse perpetrated by others are in the same four categories.
- The most frequent types of elder and dependent adult abuse perpetrated by others have remained constant in recent years.
- Los Angeles County constitutes 16% of the overall caseload of cases of abuse perpetrated by others, and follows the same distribution as the rest of the state.

Source: Department of Social Services, SOC 242, Part D, Line 16, 16a, 16b, 16c, 16d, 16e, 16f, 16g, and 16h

Note: The number of types of abuse perpetrated by others is a **duplicated** count, where one case may have more than one incident and/or type of abuse. Averages are rounded independently and may not add to total.