

# Quarter Three Snapshot: A Look into the CACFP

The Child and Adult Care Food Program (CACFP) helps to serve hundreds of thousands of infants, children, and older adults each month! As California continues to grow the CACFP each year, let's look back at the accomplishments from April to June of 2024.

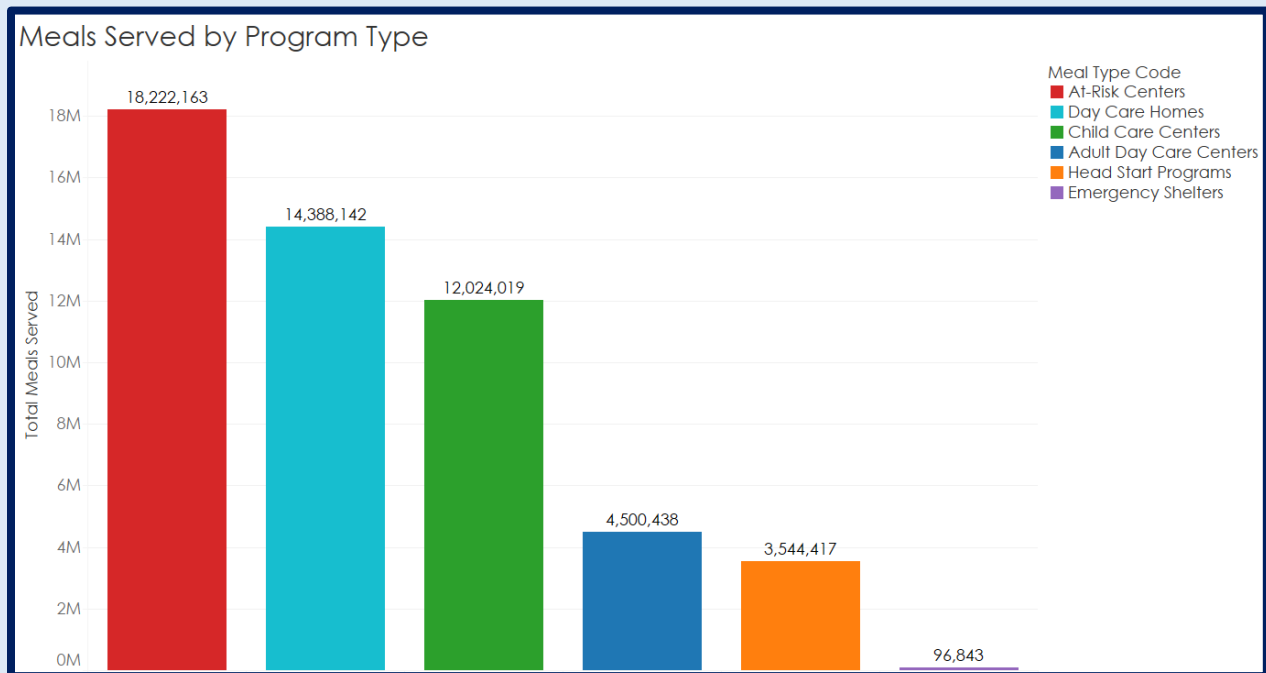
## Third Quarter Quick Facts

- 52,776,022 meals were served from April to June 2024.
- \$150,268,466 in meal reimbursements for program operators.
- 746,648 infants, children, and older adults received meals or snacks daily, on average.
- 23,614 total participating sites.

## Meals Served and Money Reimbursed

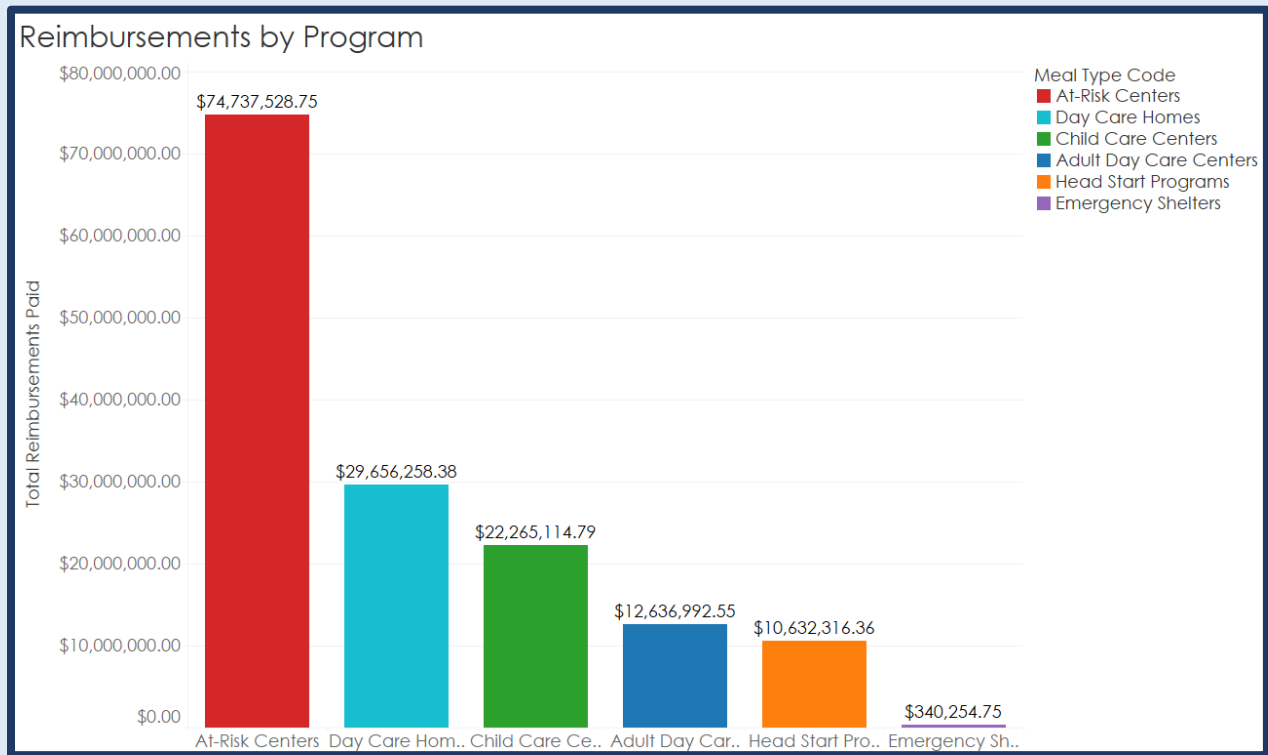
Program operators that participate in the CACFP are responsible for serving meals to participants, and the CACFP allows the operators to claim a portion of the meal cost, called a reimbursement.

## Total Meals Served by Program Type



An impressive 52,776,022 meals were served by CACFP participating sites in quarter three. Of these, the most common meal served was supper. At-Risk centers served the most meals, followed by Day Care Homes. While At-Risk centers mostly served suppers, Day Care Homes mostly served snacks.

## Reimbursements by Program Type



In this quarter the CACFP was able to provide approximately \$150,268,466 in reimbursement. The program type with the most reimbursement was At-Risk centers, totaling \$74,737,528.75; almost more than all the other program types combined. With the help of CACFP, these program operators were able to provide nutritious meals to the infants, children, and older adults that they serve.

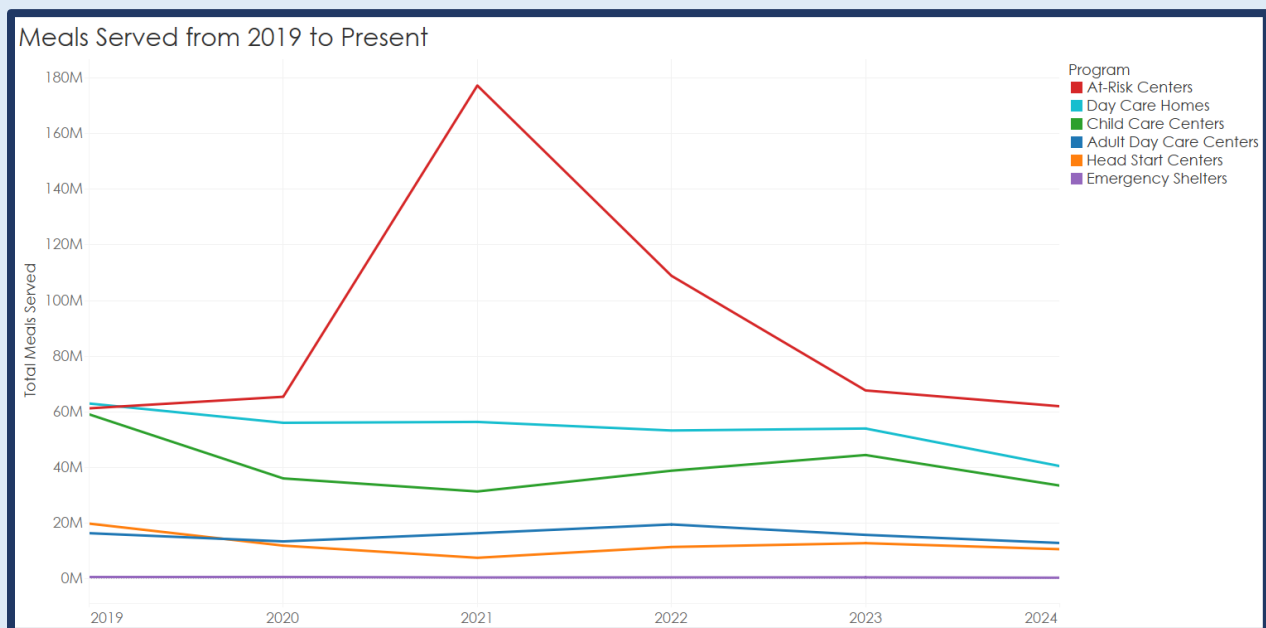
## Program Size

Program Type	Number of Sites
Emergency Shelters	28
Adult Day Care Centers	307
Head Start Centers	1,311
Childcare Centers	4,226
At-Risk Sites	5,516
Day Care Homes	12,226
<b>Grand Total</b>	<b>23,614</b>

As of June 2024, there are 1,335 program operators participating in the CACFP. These operators help to administer the CACFP in Centers and Sites. This quarter there were 23,614 approved center sites! These locations serve 746,648 participants a day on average. Of all the program types, Day Care Homes have the most sites at 12,226. Note that a site in the CACFP may have been approved for more than one program type.

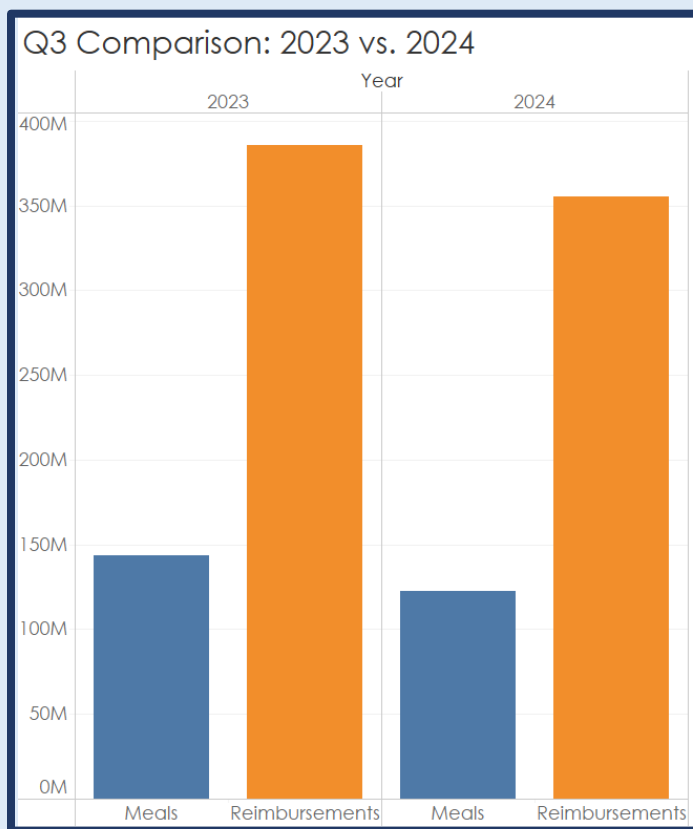
## Program Growth

### Yearly Meals Served by Program



In looking at the graph, we can see that At-Risk centers have grown substantially in past few years, surpassing the number of meals served by all other programs from 2020 forward. Child Care Centers experienced a decrease in meals during the pandemic years, while other programs stayed somewhat steady in their meals served. As of June 2024, the number of meals served so far this fiscal year are comparable to pre-Covid numbers. In looking at the trend lines, keep in mind that the 2024 program year is not complete, so final meal counts for this year will be greater than what is displayed.

## Meals and Reimbursements: This Quarter Last Year Vs. Now



Compared to April through July of 2023, this month saw a small decrease in total meals served and an in reimbursements issued. This quarter's total meals served was twenty two percent lower than the average number of meals served in quarter three from 2019 to present. Additionally, reimbursements from this quarter are eight percent lower than the average from the same time frame. This is due, in part, to the COVID -19 pandemic skewing the 5-year averages of all meal and reimbursement data. Despite the decrease from last year, this quarter's data was similar to pre-COVID numbers from the same timeframe. This quarter's differences can, in part, be attributed to the end of the Keep Kids Fed Act, which allowed for certain flexibilities in meal claiming during the COVID-19 pandemic.

### In Summary

The CACFP works closely with our program operators to ensure that we can serve nutritious meals to as many participants as possible. Our growth over the past few years has been immense, and we are continuing to approve new operators and sites every year.

## **Glossary**

**CACFP:** Child and Adult Care Food Program; may also be referred to as the program.

**Sponsor:** A public or nonprofit private organization that is in agreement with the CACFP to administer the program to multiple sites and/or centers.

**Reimbursement:** The financial assistance paid or payable to institutions for Program costs within the rates assigned by the CDSS.

**At-Risk:** An after-school center that provides students with nutritious meals

**Emergency Shelter:** A public or private nonprofit organization or its site that provides temporary shelter and food services to homeless children.

**Adult Day Care:** A center approved to provide nonresidential adult day care services to adults that are 60 years or older and/or functionally impaired.

**Childcare Center:** A center for school-age children, not including day care homes.

**Head Start Center:** A center running a Head Start Program, a program that provides early childhood education, health, nutrition, and parent involvement services to low-income children and families.

**Day Care Homes:** An organized nonresidential childcare program for children enrolled in a private home.