

First Quarter Snapshot: A Look into the CACFP

The Child and Adult Care Food Program (CACFP) helps to serve hundreds of thousands of infants, children, and older adults each month! As California continues to grow the CACFP each year, let's look back at the accomplishments from October to December 2024.

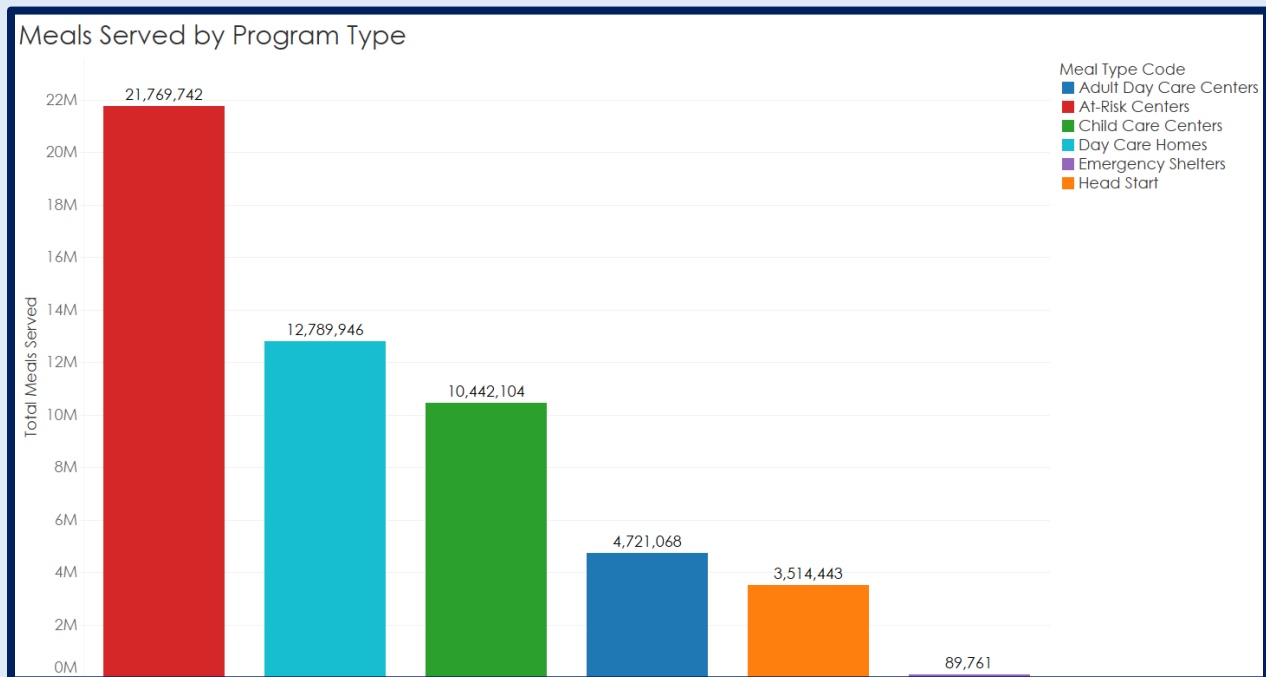
First Quarter Quick Facts

- 53,327,064 meals were served in quarter one.
- \$164,987,327.30 dollars in meal reimbursements for program operators.
- 494,962 infants, children, and older adults received meals or snacks daily, on average.
- 21,496 approved sites participated this month.

Meals Served and Money Reimbursed

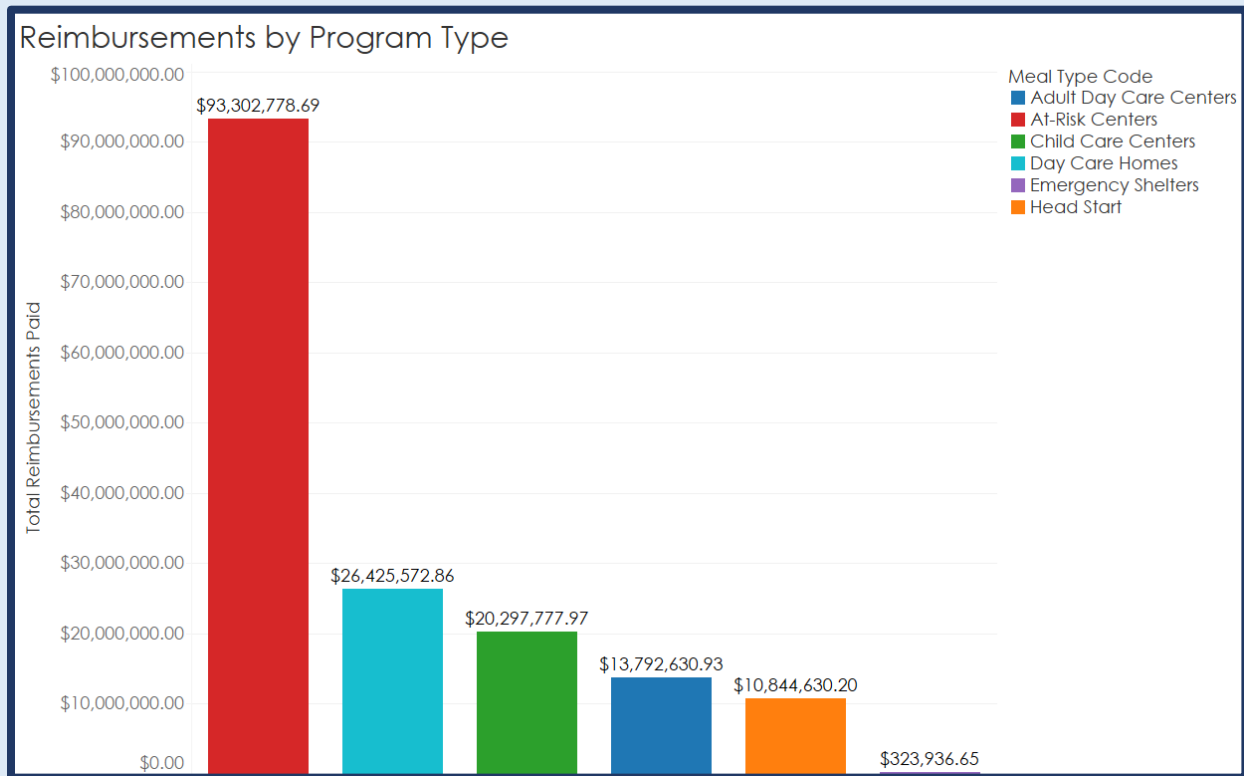
Program operators who participate in the CACFP are responsible for serving meals to participants, and the CACFP pays them back for these meals; this payment is called a reimbursement.

Total Meals Served by Program Type



An impressive 53,327,064 meals were served by CACFP participating sites in quarter one. At-Risk sites served the most meals, at 21,769,742. This was followed by Day Care Homes at over 12 million meals served.

Reimbursements by Program Type



In this quarter the CACFP was able to provide approximately \$164,987,327.30 in reimbursements total. The program type with the most reimbursements was also At-Risk sites, totaling over 93 million dollars, more than all the other program types combined! Without the help of the CACFP, these program operators would be unable to provide nutritious meals to the infants, children, and older adults that they serve.

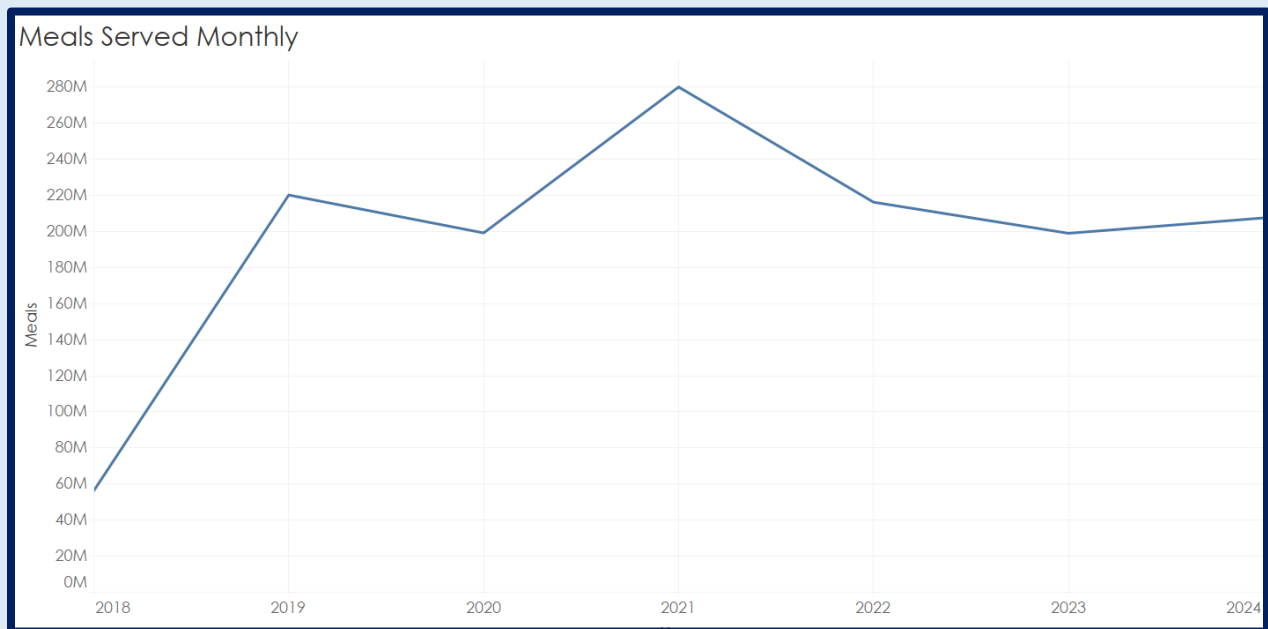
Program Size

Program Type	Number of Sites
Emergency Shelters	35
Adult Day Care Centers	305
Head Start Centers	1,279
Childcare Centers	3,775
At-Risk Sites	5,380
Day Care Homes	10,722
Grand Total	21,496

As of the first quarter, there are 1308 program operators working with the CACFP. These operators help to administer the CACFP in Centers and Sites. This month there were 21,496 approved centers and sites! These locations host around 494,962 participants a day on average. Of all the program types, Day Care Homes have the most sites at 10,722. Note that a site in the CACFP may have been approved for more than one program type.

Program Growth

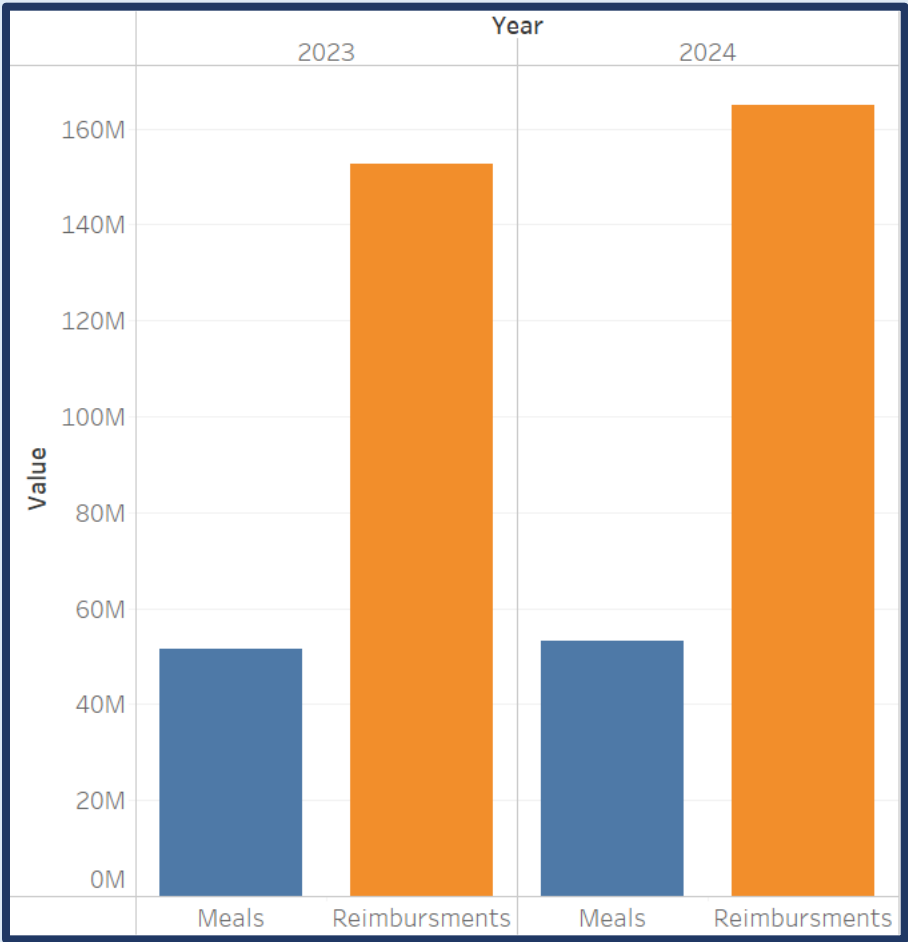
Total Meals Served Monthly, 2018 to Present



In this data snapshot, we are presenting a different look at program growth. Instead of our usual yearly meals by program graph, this time we have a total meals served monthly graph. This is in part due to the fact that our program year spans over the calendar year, thus making yearly totals look incomplete in the middle of a program year. We will still present the yearly meals by program graph at the end of every program year.

In this line chart, one can see that our monthly meals increased from 2018 to 2019, took a dip during the early months of the COVID-19 pandemic, and then increased substantially in the year following. Since 2021, we had small decreases in meals served during the 2022-2023 calendar years, however the 2024 calendar year showed an increase to almost greater than pre-pandemic levels.

Meals and Reimbursements: This Quarter Last Year Vs. Now



Compared to quarter one of the 2023-2024 program year, this quarter saw increases in both meals served, and reimbursements issued. There was a 3.6% increase in meals served, and an 8% increase in reimbursements.

In Summary

The CACFP works closely with our program operators to ensure that we can serve nutritious meals to as many participants as possible. Our growth over the past few years has been immense, and we are continuing to approve new operators and sites every year.

Glossary

CACFP: Child and Adult Care Food Program; may also be referred to as the program.

Sponsor: A public or nonprofit private organization that is in agreement with the CACFP to administer the program to multiple sites and/or centers.

Reimbursement: The financial assistance paid or payable to institutions for Program costs within the rates assigned by the CDSS.

At-Risk: An after-school center that provides students with nutritious meals

Emergency Shelter: A public or private nonprofit organization or its site that provides temporary shelter and food services to homeless children.

Adult Day Care: A center approved to provide nonresidential adult day care services to adults that are 60 years or older and/or functionally impaired.

Childcare Center: A center for school-age children, not including day care homes.

Head Start Center: A center running a Head Start Program, a program that provides early childhood education, health, nutrition, and parent involvement services to low-income children and families.

Day Care Homes: An organized nonresidential childcare program for children enrolled in a private home.