

Quarter Four Snapshot: A Look into the CACFP

The Child and Adult Care Food Program (CACFP) helps to serve hundreds of thousands of infants, children, and older adults each month! As California continues to grow the CACFP each year, let's look back at the accomplishments from July to September of 2024.

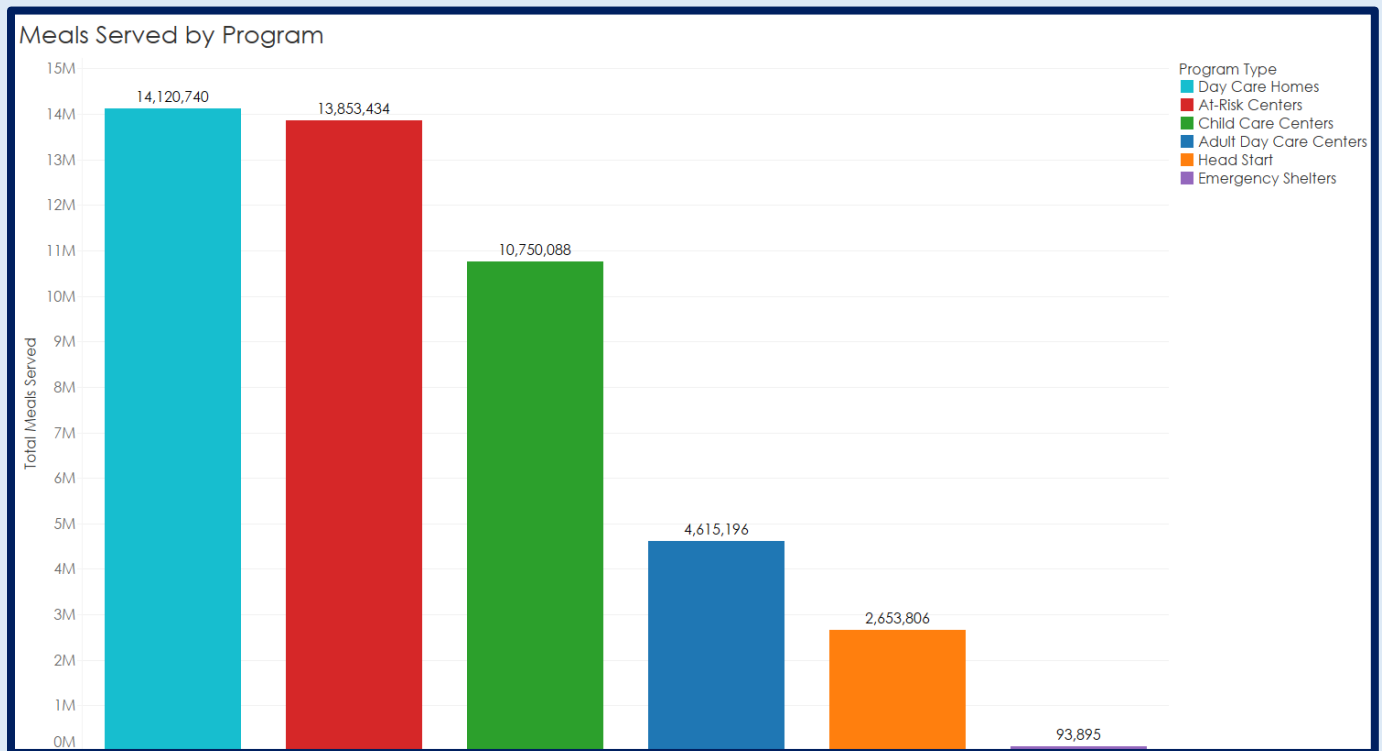
Fourth Quarter Quick Facts

- 46,087,159 meals were served from July to September
- \$131,892,851 dollars in meal reimbursements for program operators.
- 746,504 infants, children, and older adults received meals or snacks daily, on average.
- 23,261 approved sites participated this quarter.

Meals Served and Money Reimbursed

Program operators who participate in the CACFP are responsible for serving meals to participants, and the CACFP pays them back for these meals; this payment is called a reimbursement.

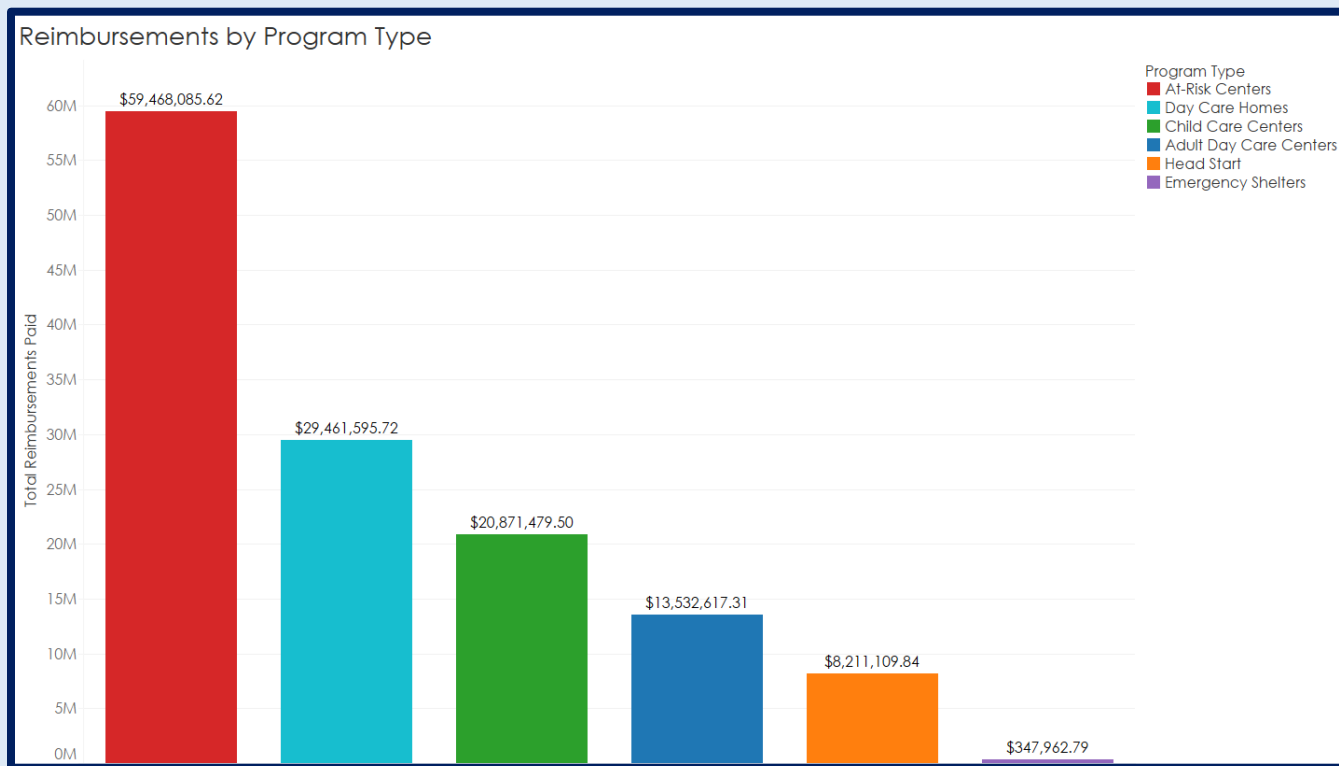
Total Meals Served by Program Type



An impressive 46,087,159 meals were served by CACFP participating sites in quarter four. Of these, Day Care Homes served the most meals at 14,120,740 meals. The meal most served by Day Care Homes in this quarter was lunch. This was the only quarter of the year in which Day Care Homes served the most

meals, as many At-Risk centers are closed for the summer months while school is not in session.

Reimbursements by Program Type



In quarter four, the CACFP was able to provide approximately \$131,892,851 in reimbursements total. The program type with the most reimbursements was At-Risk Centers totaling \$59,468,085.62 dollars. At-Risk Centers also received the most reimbursements throughout the entire 23-24 Program Year. With the help of the CACFP, these program operators were able to provide nutritious meals to the infants, children, and older adults that they serve.

Program Size

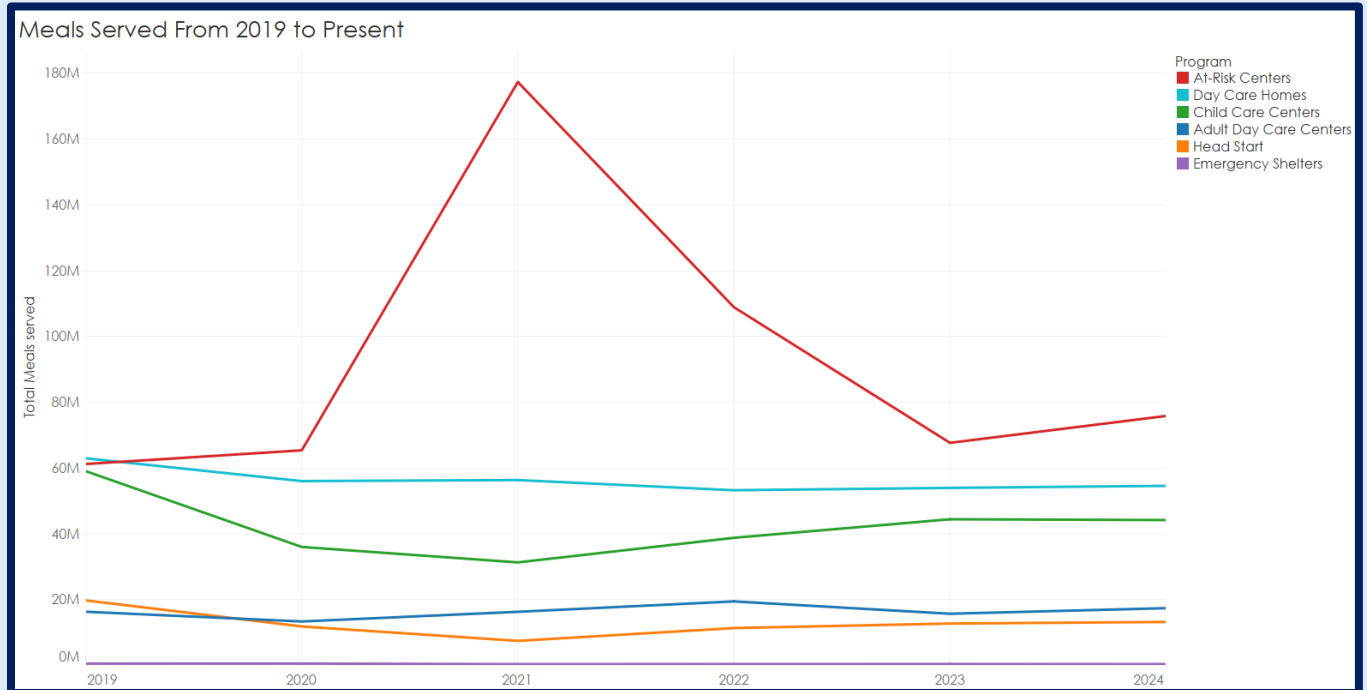
Program Type	Number of Sites
Emergency Shelters	28
Adult Day Care Centers	307
Head Start Centers	1,318
Childcare Centers	4,287

At-Risk Sites	5,530
Day Care Homes	11,791
Grand Total	23,261

As of September 2024, there are 1,348 program operators working with the CACFP. These operators help to administer the CACFP in Centers and Sites. This month there were 23,261 approved centers and sites! These locations host around 746,504 participants a day on average. Of all the program types, Day Care Homes have the most sites at 11,791. Note that a site in the CACFP may have been approved for more than one program type.

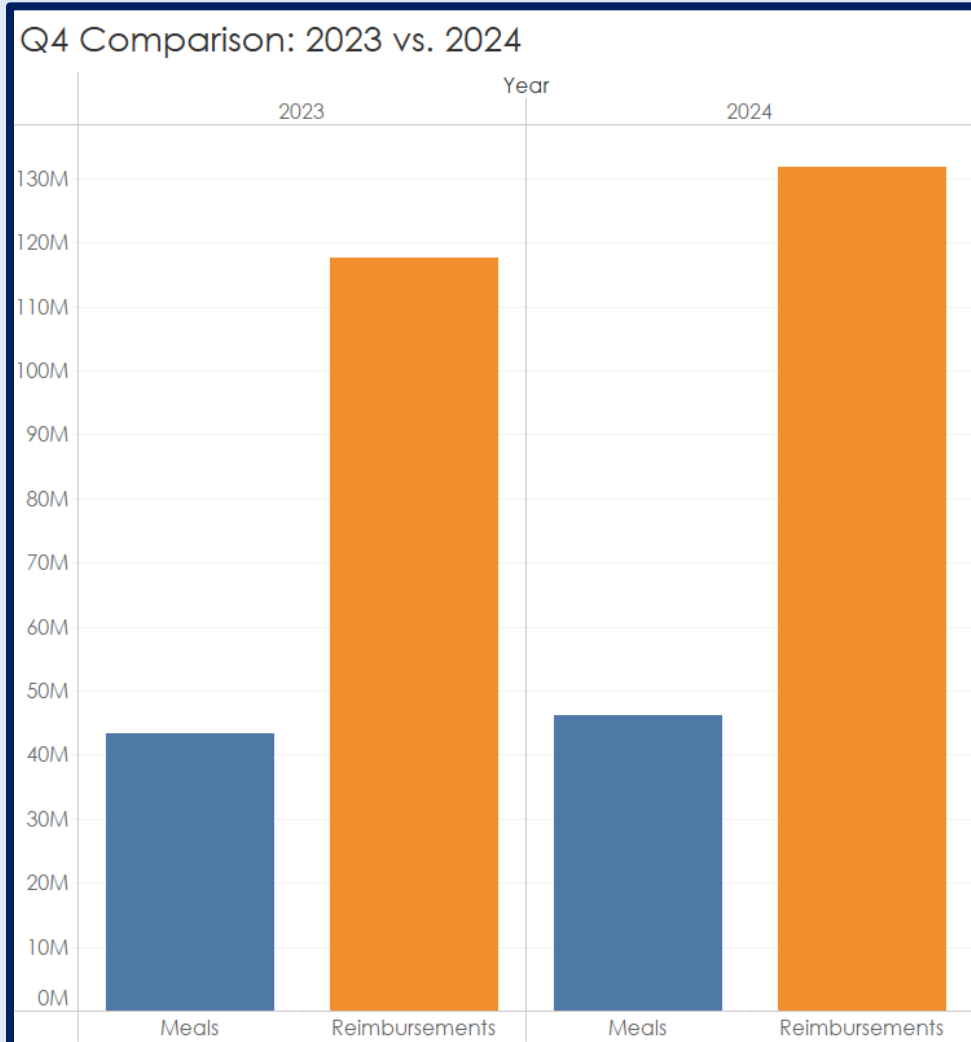
Program Growth

Yearly Meals Served by Program



This graph displays the number of meals served by program type from the 2018-19 program year to the now completed 2023-24 program year. Each program year is referred to as the later year in the graph (i.e. the 2023-24 program year is 2024 on the graph). One can see a sharp increase in meals served by At-Risk Centers during the 2020-21 program year, likely due to Covid-19 era waivers. Now that we are four years out of the pandemic, our total meals served are comparable to pre-Covid numbers. In total, the CACFP helped program operators serve 205,626,482 meals in the 23-24 program year, an increase of 5.49% from the previous year.

Meals and Reimbursements: This Quarter Last Year Vs. Now



Compared to the fourth quarter of the 2023 program year, this year saw increases in both meals served and in reimbursements issued. Meals served in the fourth quarter increased by 6.45% from 2023 to 2024, and reimbursements issued increased by 12.06%. These increases demonstrate our growth as a program as we continually work hard with our program operators to serve nutritious meals to participants all over California.

In Summary

The CACFP works closely with our program operators to ensure that we can serve nutritious meals to as many participants as possible. Our growth over the past few years has been immense, and we are continuing to approve new operators and sites every year.

Glossary

CACFP: Child and Adult Care Food Program; may also be referred to as the program.

Sponsor: A public or nonprofit private organization that is in agreement with the CACFP to administer the program to multiple sites and/or centers.

Reimbursement: The financial assistance paid or payable to institutions for Program costs within the rates assigned by the CDSS.

At-Risk: An after-school center that provides students with nutritious meals

Emergency Shelter: A public or private nonprofit organization or its site that provides temporary shelter and food services to homeless children.

Adult Day Care: A center approved to provide nonresidential adult day care services to adults that are 60 years or older and/or functionally impaired.

Childcare Center: A center for school-age children, not including day care homes.

Head Start Center: A center running a Head Start Program, a program that provides early childhood education, health, nutrition, and parent involvement services to low-income children and families.

Day Care Homes: An organized nonresidential childcare program for children enrolled in a private home.