

DEPARTMENT OF SOCIAL SERVICES

744 P Street, Sacramento, California 95814



September 8, 2003

ALL COUNTY LETTER NO. 03-41

TO: ALL COUNTY WELFARE DIRECTORS
ALL COUNTY CHILD CARE COORDINATORS

REASON FOR THIS TRANSMITTAL

- State Law Change
- Federal Law or Regulation Change
- Court Order
- Clarification Requested by
One or More Counties
- Initiated by CDSS

SUBJECT: 2003 REGIONAL MARKET RATE (RMR) CEILINGS AND
EMERGENCY REGULATIONS

This letter transmits the 2003 RMR ceilings for California child care providers, as well as the California Department of Education's (CDE) emergency regulations (attached) which govern the use of the RMR.

Background

The RMR was developed by the California Child Care Resource and Referral Network and is based on a statewide survey of over 14,000 child care providers. The Budget Act of 2003 (Chapter 157, Statutes of 2003) provides for payment of child care costs up to the 85th percentile of the market rates charged by providers who offer the same type of child care for the same age child in that region for California Work Opportunity and Responsibility to Kids (CALWORKs) and various child care programs administered by CDE. The Budget Act also directs CDE to promulgate emergency regulations governing use of the RMR to provide consistency statewide and to clarify the appropriate rate of reimbursement for child care services. Additionally, the Budget Act directs the California Department of Social Services (CDSS) to take appropriate steps to ensure that these emergency regulations apply to the Stage One Child Care Program. Therefore, counties are required to use the CDE emergency regulations when applying RMR to Stage One. The Budget Act assumes \$23.3 million dollars in Stage One savings due to the RMR changes and it is imperative that we achieve as much of the savings as possible. Therefore, counties must implement these changes as soon as administratively possible and no later than December 1, 2003.

Notice of Action



The CDSS Manual of Policies and Procedures (MPP), Chapter 47-420.3, specifies that counties shall notify clients whenever there is an approval, denial, change, or discontinuance in the amount of a child care subsidy. With release of the new



RMR ceilings and the change in payment rules, it is likely that many clients' child care payments will be affected. To provide timely notice to these individuals, counties shall issue notices of action to these clients at least ten days before the change in child care benefit occurs.



A copy of the NA Back 9, Your Hearing Rights, transmitted via All County Information Notice 1-94-99, dated December 3, 1999, must accompany each of these notices. Counties are reminded that clients have the right to a hearing for the purposes of determining an incorrect subsidy or grant computation. CALWORKS clients who request a hearing are treated as though the subject of the hearing was not a law change until the time of the hearing (MPP Section 22-003.12).

RMR Ceilings

Highlights of the 2003 RMR ceilings include:



-   The Budget Act of 2003 changes the RMR ceilings to the 85th percentile of market rates. The revised rates cover approximately 85 percent of child care providers in the region. Before this change, the RMR ceiling covered approximately 93 percent of child care providers in a given region. The ceiling for license-exempt providers continues to be 90 percent of the family child care home rates.













-   There are some changes to the rate categories in the individual county ceiling table. These changes reflect the rates that will be applied under CDE's emergency regulations. Changes include elimination of the full-time hourly rate and consolidation of the full-time and part-time daily rates into one rate.

-   The methodology to address the small sample size in each rate category has changed. To better reflect rates in the local market, the 2003 RMR uses more local rates as long as they were within 20 percent of the regional rates. Prior to the change, regional rates were used when a certain rate category had less than ten providers who responded to the survey. Since the local rates based on survey data may be different than the regional average, counties may find substantial rate changes in certain rate categories.

RMR Emergency Regulations

The Budget Act specifies that the RMR emergency regulations are to change the definitions of certain rate categories and provide conditions and limitations on the use of certain rates and adjustment factors. Below are highlights of some of these changes:

-   The rate categories are re-defined. The changes define when a rate category is to be used. For your information, a visual illustration of the different rate categories is provided in Attachment A.

-   When the provider's rate is different from the reimbursable rate categories allowed by the emergency regulations, the regulations provide a formula that is to be used to calculate the rate to be applied.
-   Licensed providers who are reimbursed using a weekly or monthly rate are eligible to receive a higher rate when providing evening or weekend care. These providers will receive a 1.25 adjustment factor when more than 50 percent of the hours of care occur on weekends or in evenings between 6 p.m. and 6 a.m. A 1.125 adjustment factor is provided when more than 25 percent but no more than 50 percent of the hours of care occur during this period.
-   Providers who care for a child with exceptional needs are eligible to receive an adjustment factor when there is documentation that additional services are being provided and such services have an on-going fiscal impact on the provider.
-   With the exception of certain uses of the hourly and daily rates, providers must be reimbursed using a single rate category, unless it is less costly to use more than one rate category. For example, the family needs four hours on Monday and Wednesday, and nine hours on Thursday for a total of 17 hours in a week. The provider can be paid using 1) the part-time weekly rate, or 2) the hourly rate on Monday and Wednesday, plus the daily rate on Thursday. Option 2 can be used if it is less costly.
-   Counties can pay the provider for child absences and/or provider paid holidays if a provider charges unsubsidized clients for these absences/holidays. Payments for child absences are not limited, however, a provider's paid holidays are limited to ten days per fiscal year. Certain hourly and daily rates are excluded from this provision.
-   Counties can pay an alternate or substitute child care provider when the regular provider has a paid holiday, or when the child is sick. Payments to the alternate provider are limited to ten days per fiscal year for provider holidays and for alternative sick care, respectively, up to a total of 20 days per fiscal year.

Training Sessions

These highlights cover only the most significant changes in the regulations. There are other changes as well and we encourage counties to carefully review the regulations. We understand that counties may have questions on these emergency regulations. CDE and CDSS will jointly conduct five regional training sessions between September 9 – 15, 2003, in various locations throughout the State. These sessions will provide training and technical assistance to counties and alternative payment programs to facilitate the implementation of the rates and regulations. Attached you will find more information about these trainings, as well

Page Four

as how to register for them. Please note that there is limited seating for each session.

We will also compile and make available to counties in writing the most frequently asked questions and answers on the RMR regulations.

Please feel free to direct any questions or concerns regarding the 2003 RMR ceilings or the emergency regulations to Ms. Hilva Chan, RMR Analyst, Child Care Programs Bureau, at (916) 654-2857.

Sincerely,

***Original Document
Signed By***

BRUCE WAGSTAFF
Deputy Director
Welfare to Work Division


Attachments

**ATTACHMENT A
A VISUAL ILLUSTRATION OF DIFFERENT RMR RATE CATEGORIES**

DROP-IN CARE

Per Day (By Hour)

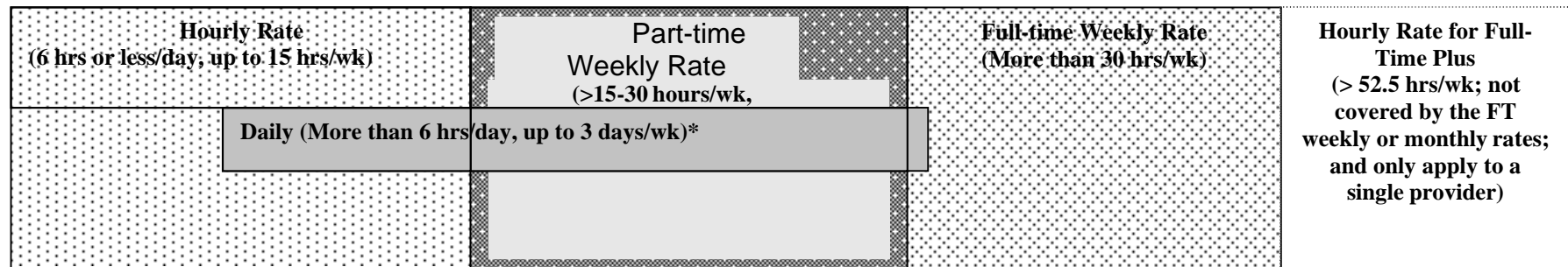
1 2 3 4 5 6 7 8 9 10 11 12 Hours



REGULAR CARE

Per Week (By Hour)


1 6 15 30 52.5 Hours



Per Month (By Weekly Hours)

15

30 Hours



*Daily Rate - may also be used for full-time care when work schedule is so variable that no other rate categories would apply.

Title 5. EDUCATION

Division 1. State Department of Education

Chapter 19. Child Care and Development Programs

Subchapter 2. General Requirements

Article 1. General Provisions

Delete Section 18021:

~~§ 18021. Payments to Family Child Care Providers.~~

~~(a) Contractors who operate through family child care homes shall pay each non-employee family child care provider the same rate(s) the provider charges non-subsidized families.~~

~~(b) For non-employee family child care home providers that do not serve non-subsidized children, the contractor shall pay a rate that is within 1.5 standard deviations of the mean market rate for family child care homes as established by the most recent survey of the local resource and referral agency.~~

~~NOTE: Authority cited: Section 8261, Education Code. Reference: Section 8261, Education Code.~~

Add Subchapter 2.5, Article 1, Sections 18074 to 18076.2 to read:

Subchapter 2.5. Utilization of the Regional Market Rate

Article 1. General Provisions

§ 18074. Applicable Regulations.

The regulations contained in this Subchapter, except for those contained in Section 18075.1, shall apply to contractors using the regional market rate to develop reimbursement agreements with licensed and license-exempt providers of child care and development services to eligible families. Section 18075.1 applies to contractors developing reimbursement agreements with licensed providers only.

NOTE: Authority cited: Sections 8265 and 8269, Education Code. Reference: Sections 8265 and 8269, Education Code.

§ 18074.1. Definition(s).

(a) "Certified need for child care" means the number of days and hours of child care and development services approved and documented by the contractor as sufficient to meet the family's need for child care as specified in Education Code section 8263(a)(2).

(b) "Maximum payment rate" means the regional market rate ceiling plus any applicable adjustments.

(c) "School age" means children enrolled in kindergarten through grade nine.

NOTE: Authority cited: Sections 8261, 8263, and 8269, Education Code. Reference: Sections 8263, 8269, and 8461, Education Code.

§ 18074.2. Application of Regional Market Rate Ceilings.

(a) Providers who establish a rate pursuant to Section 18074.3 of this subchapter, and who operate with a valid license per Title 22 California Code of Regulations, Division 12, or are school districts

1 adhering to the requirements of Title 22 California Code of Regulations, Division 12, shall be reimbursed
2 pursuant to their established rate for the appropriate category in accordance with Section 18075, but not to
3 exceed the maximum payment rate.

4 (b) Providers who establish a rate pursuant to Section 18074.3 of this subchapter, and who are exempt
5 from licensure per California Health and Safety Code sections 1596.792(d), (f), and (g), and Title 22
6 California Code of Regulations, Sections 101158 and 102358, shall be reimbursed pursuant to their
7 established rate for the appropriate category in accordance with Section 18075, but not to exceed 90
8 percent of the maximum payment rate for family child care homes.

9 NOTE: Authority cited: Sections 8265 and 8269, Education Code. Reference: Sections 8265 and 8269,
10 Education Code.

11 **§ 18074.3. Establishment of Provider Rate.**

12 Providers of child care and development services to eligible families shall provide documentation to
13 the contractor of the rate(s) they charge. When a provider has not established a rate, as defined in Section
14 18075 of this subchapter, that corresponds to the certified need of the family, the contractor shall establish
15 the appropriate rate as follows:

16 (a) Identify a rate category that corresponds to a provider's established rate.

17 (b) Divide the provider's rate by the regional market rate ceiling for the appropriate rate category.
18 This will yield a percentage.

19 (c) Apply the resulting percentage to the regional market rate ceiling for the rate category to be used
20 for reimbursement. This shall be considered to be the provider's established rate for that category.

21 NOTE: Authority cited: Sections 8265 and 8269, Education Code. Reference: Sections 8265 and 8269,
22 Education Code.

23 **§ 18075. Reimbursement Rate Categories.**

24 Contractors shall reimburse providers in accordance with the following rate categories, up to the
25 regional market rate ceiling for each category.

26 (a) Hourly, which shall only be used for the following:

27 (1) When a child's certified need for child care and development services is no more than 15 hours
28 per week and no more than six hours on any day within the week; or

29 (2) An unscheduled but documented need of six hours or less per occurrence, such as the parent's
30 need to work overtime, that exceeds the child's certified need for child care and development services; or

31 (3) That portion of the child's certified need for child care and development services that exceeds
32 52.5 hours per week and is not included in the provider's full-time weekly or full-time monthly rate. This
33 provision applies only if the family utilizes no more than one provider to meet the child's entire need for
34 child care and development services.

35 (b) Daily, which shall only be used for the following:

36 (1) When a child's certified need for child care and development services occurs on three days or less

1 each week for more than six hours per day; or

2 (2) An unscheduled but documented need of more than six hours per occurrence, such as the parent's
3 need to work on a regularly scheduled day off, that exceeds the child's certified need for child care and
4 development services; or

5 (3) The parent's variable work schedule lacks a pattern of recurring work days and days off on a
6 weekly or monthly basis and, in the judgment of the contractor, prohibits the child's certified need for
7 child care and development services from being met by applying any other rate in this section.

8 (c) Part-time weekly, which shall only be used when the child's certified need for child care and
9 development services is greater than 15 hours per week and no more than 30 hours per week and the need
10 for child care and development services occurs on at least three days per week.

11 (d) Full-time weekly, which shall only be used when the child's certified need for child care and
12 development services is greater than 30 hours per week.

13 (e) Part-time monthly, which shall only be used when:

14 (1) The child's certified need for child care and development services is greater than 15 hours but no
15 more than 30 hours per week and the need for child care and development services occurs in every week
16 of the month; or

17 (2) The child's certified need for child care and development services averages more than 15 hours
18 but no more than 30 hours per week when calculated by dividing the total number of hours of services
19 needed in the month by 4.33, and the need for child care and development services occurs in every week
20 of the month.

21 (f) Full-time monthly, which shall only be used when:

22 (1) The child's certified need for child care and development services is more than 30 hours per week
23 and the need for child care and development services occurs in every week of the month; or

24 (2) The child's certified need for child care and development services averages more than 30 hours
25 per week when calculated by dividing the total number of hours of services needed in the month by 4.33,
26 and the need for child care and development services occurs in every week of the month.

27 NOTE: Authority cited: Sections 8265 and 8269, Education Code. Reference: Sections 8220, 8222, and
28 8357, Education Code.

29 **§ 18075.1. Rate Adjustment for Evenings and/or Weekends for Licensed Providers.**

30 (a) This section applies only to services reimbursed to licensed providers, and only when the
31 contractor is reimbursing a provider using a category specified in Section 18075(c), (d), (e), or (f).

32 (b) When the child's certified need for child care and development services occurs between the hours
33 of 6:00 p.m. and 6:00 a.m. on weekdays, or any time on weekends, the contractor shall multiply the
34 provider rate as follows:

35 (1) By 1.25 when more than 50 percent of the need for child care and development services occurs
36 during this period.

1 (2) By 1.125 when more than 25 percent but no more than 50 percent of the need for child care and
2 development services occurs during this period.

3 NOTE: Authority cited: Sections 8265 and 8269, Education Code. Reference: Sections 8220, 8222, and
4 8357, Education Code.

5 **§ 18075.2. Rate Adjustment for Children with Exceptional Needs.**

6 (a) When child care and development services are provided to a child with exceptional needs, the
7 contractor shall multiply the provider rate by only one of the following:

8 (1) By 1.2, when the child has exceptional needs as defined in Education Code section 8208(1).

9 (2) By 1.5, when the child is severely disabled as defined in Education Code section 8208(x).

10 (b) Contractors shall apply this rate adjustment only when there is documentation that additional
11 services and/or accommodations for that particular child are being provided, and such services and/or
12 accommodations result in an on-going financial impact on the provider.

13 NOTE: Authority cited: Sections 8222, 8265, 8265.5, and 8269, Education Code. Reference: Sections
14 8208(1) and 8208(x), Education Code.

15 **§ 18076. Limitations on Reimbursement.**

16 (a) Single Rate Category. Contractors shall only provide reimbursement using a single rate category
17 as defined in Section 18075, unless using more than one category results in a lower amount of
18 reimbursement than would result if using a single category.

19 (b) Notwithstanding (a), when Sections 18075 (a)(2), 18075(a)(3), or 18075(b)(2) are applicable,
20 contractors may reimburse providers for those categories in addition to the applicable single category.

21 (c) Contractors may reimburse a child care provider using a rate that exceeds the regional market rate
22 ceilings when there are no more than two child care providers in the region offering services meeting the
23 needs of the subsidized family pursuant to Education Code section 8263, and the provider has established
24 a rate pursuant to Section 18074.3 of this article that exceeds the ceilings.

25 (d) Contractors shall adopt a policy governing absences that includes reasonable limitations for
26 reimbursement purposes.

27 NOTE: Authority cited: Sections 8265 and 8269, Education Code. Reference: Sections 8222, 8266.5,
28 and 8357, Education Code.

29 **§ 18076.1. Provider Payment.**

30 (a) A family may choose a child care provider who charges a higher fee than the contractor's
31 maximum payment rate.

32 (b) In such cases, the family shall be responsible for the difference between the rate charged by the
33 provider and the contractor's maximum payment rate.

34 (c) The contractor shall pay registration, materials, and/or insurance fees charged by providers, either
35 in a single payment or prorated over a 12-month period, as long as:

36

1 (1) The same fee is charged to nonsubsidized families, and

2 (2) The fee or prorated portion thereof, plus the rate established for the provider pursuant to this
3 subchapter, does not exceed the maximum payment rate.

4 NOTE: Authority cited: Sections 8265 and 8269, Education Code. Reference: Sections 8222, 8266.5,
5 and 8357, Education Code.

6 **§ 18076.2. Reimbursement for Absences.**

7 (a) This section does not apply to reimbursement for services provided pursuant to Sections
8 18075(a)(2) and (a)(3), and Sections 18075(b)(2) and (b)(3), of this subchapter.

9 (b) Reimbursable hours of child care and development services for the child's regular provider shall
10 include:

11 (1) Time that a child is absent when the contractual terms used by the provider for services to
12 nonsubsidized families require payment for such absences.

13 (2) Time that the provider has a paid holiday and can provide documentation that the contractual
14 terms used by the provider for services to nonsubsidized families require payment for such holidays. The
15 number of reimbursable paid holidays shall be limited to a maximum of ten days per fiscal year.

16 (c) Reimbursable hours of child care and development services for an eligible alternate provider shall
17 include:

18 (1) Time that child care and development services are provided when the regular provider has a paid
19 holiday, and the parent has to obtain an alternate provider to meet the certified need for child care and
20 development services. Payment to an alternate provider when the regular provider has a paid holiday
21 shall be limited to ten days per child per fiscal year.

22 (2) Time that child care and development services are provided by an eligible alternate provider when
23 the child is ill and the parent has to obtain care from an eligible alternate provider. Payment to an
24 alternate provider when the child is ill shall be limited to a maximum of ten days per fiscal year.

25 (d) The contractor shall not reimburse for child care and development services when:

26 (1) The child is attending school.

27 (2) The child is receiving any other child care and development services except as specified in
28 Section 18076.2(c)(2).

29 (3) For school age children, when services are provided during the usual hours of operation of a local
30 public school available to the child, or a private school that the family chooses to attend, unless the child
31 is receiving services from an alternate provider due to illness as specified in subsection 18076.2(b).

32 NOTE: Authority cited: Sections 8265 and 8269, Education Code. Reference: Section 8208(e), 8263,
33 8266.5, and 8357, Education Code.

34
35
36

1 **Chapter 19.5 CalWORKs and Child Care and Development Programs**

2 **Subchapter 2. CalWORKs Stage 2 Child Care Program**

3 **Article 4. Provider Payments and Parent Fees**

4 *Amend Section 18413 to read:*

5 **§ 18413. Provider Payments.**

6 (a) The contractor shall pay each provider no more than the provider charges nonsubsidized families,
7 ~~and not to exceed the applicable regional market rate ceiling established pursuant to statute, 1.5 standard~~
8 ~~deviations above the mean cost of care for that region established by the most recent regional market rate~~
9 ~~survey. For providers that serve only subsidized children, the contractor shall pay a rate that is not to~~
10 ~~exceed 1.5 standard deviations above the mean market rate established by the most recent regional market~~
11 ~~rate survey. When there are no more than two child care providers in the region providing the type of~~
12 ~~care needed by the family, the contractor is not bound by the maximum payment rate for that region.~~

13 (b) ~~The contractor shall calculate the payment for child care on a monthly, weekly, daily, or hourly~~
14 ~~basis depending on the family's needs and the contractual terms used by the provider to charge~~
15 ~~nonsubsidized families for the same service. The payment basis shall not be calculated for the sole~~
16 ~~purpose of financially benefiting the provider.~~

17 (c) ~~Reimbursable hours of care shall include: work hours, commute hours, participation in county-~~
18 ~~approved activities, and other eligible hours as approved by the contractor.~~

19 (1) ~~Time necessary for the parent to travel between his/her work or work activity and the child care~~
20 ~~provider;~~

21 (2) ~~Time that a child is absent when the contractual terms used by the provider for services to~~
22 ~~nonsubsidized families require payment for such absences; and~~

23 (3) ~~Time that care is provided by another eligible provider when the child is ill or when the usual~~
24 ~~provider of care has a paid holiday at the time that the parent must work or attend a work activity.~~

25 (d) ~~Contractors shall adopt a policy governing absences that include reasonable limitations for~~
26 ~~reimbursement purposes.~~

27 (e) ~~The contractor shall pay registration fees charged by child care providers, as long as these fees are~~
28 ~~the same as those charged to nonsubsidized families for the same purpose and the registration fee together~~
29 ~~with the provider payment do not exceed the maximum payment rate.~~

30 NOTE: Authority cited: Sections 8261 and 8269, Education Code. Reference: Sections 8353 and 8357,
31 Education Code.

32
33
34
35

1 **Subchapter 3. CalWORKs Stage 3 Child Care Program**

2 **Article 4. Provider Payments and Parent Fees**

3 *Amend Section 18428 to read:*

4 **§ 18428. Provider Payments.**

5 (a) The contractor shall pay each provider no more than the provider charges nonsubsidized families,
6 and not to exceed the applicable regional market rate ceiling established pursuant to statute. 1.5 standard
7 deviations above the mean cost of care for that region established by the most recent regional market rate
8 survey. For providers that serve only subsidized children, the contractor shall pay a rate that is not to
9 exceed 1.5 standard deviations above the mean market rate established by the most recent regional market
10 rate survey. When there are no more than two child care providers in the region providing of the type of
11 care needed by the family, the contractor is not bound by the maximum payment rate for that region.

12 (b) The contractor shall calculate the payment for child care on a monthly, weekly, daily, or hourly
13 basis depending on the family's needs and the contractual terms used by the provider to charge
14 nonsubsidized families for the same service. The payment basis shall not be calculated for the sole
15 purpose of financially benefiting the provider.

16 (c)(b) Reimbursable hours of care shall include: work hours, commute hours, participation in county-
17 approved activities, and other eligible hours as approved by the contractor.

18 (1) Time necessary for the parent to travel between his/her work or work activity and the child care
19 provider;

20 (2) Time that a child is absent when the contractual terms used by the provider for services to
21 nonsubsidized families require payment for such absences; and

22 (3) Time that care is provided by another eligible provider when the child is ill or when the usual
23 provider of care has a paid holiday at the time that the parent must work or attend a work activity.

24 (d) Contractors shall adopt a policy governing absences that include reasonable limitations for
25 reimbursement purposes.

26 (e) The contractor shall pay registration fees charged by child care providers, as long as these fees are
27 the same as those charged to nonsubsidized families for the same purpose and the registration fees
28 together with the provider payment do not exceed the maximum payment rate.

29 NOTE: Authority cited: Sections 8261 and 8269, Education Code. Reference: Sections 8354 and 8357,
30 Education Code.

ALAMEDA
2002 REGIONAL MARKET RATE CEILINGS\NEW METHODOLOGY
FOR CALIFORNIA CHILD CARE PROVIDERS
85th PERCENTILE CEILING RATES

CHILD CARE CENTERS	HOURLY	DAILY	WEEKLY	MONTHLY
FT UNDER 2 YRS.	(N/A)	\$39. 50 N=1	\$285. 00 N=9	\$1200. 00 N=36
PT UNDER 2 YRS.	\$7. 50 N=4	(N/A)	\$175. 00 N=2	\$720. 00 N=23
FT 2- 5 YRS.	(N/A)	\$37. 90 N=8	\$188. 00 N=36	\$919. 00 N=147
PT 2- 5 YRS.	\$6. 50 N=8	(N/A)	\$140. 00 N=22	\$543. 00 N=139
FT 6 + YRS.	(N/A)	\$33. 00 N=37	\$175. 00 N=24	\$700. 00 N=40
PT 6 + YRS.	\$4. 86 N=37	(N/A)	\$120. 00 N=14	\$400. 00 N=48
<hr/>				
FAMILY DAY CARE HOMES	HOURLY	DAILY	WEEKLY	MONTHLY
FT UNDER 2 YRS.	(N/A)	\$40. 00 N=52	\$175. 00 N=170	\$758. 00 *
PT UNDER 2 YRS.	\$7. 00 N=18	(N/A)	\$145. 00 N=12	\$628. 00 *
FT 2- 5 YRS.	(N/A)	\$39. 18 N=60	\$155. 00 N=196	\$671. 00 *
PT 2- 5 YRS.	\$6. 00 N=27	(N/A)	\$140. 00 N=24	\$606. 00 *
FT 6 + YRS.	(N/A)	\$34. 47 N=39	\$150. 00 N=141	\$649. 50 *
PT 6 + YRS.	\$6. 00 N=30	(N/A)	\$120. 00 N=72	\$519. 50 *
<hr/>				
IN- HOME/EXEMPT(**)	HOURLY	DAILY	WEEKLY	MONTHLY
FT UNDER 2 YRS.	(N/A)	\$36. 00	\$157. 50	\$682. 00
PT UNDER 2 YRS.	\$3. 50			
FT 2- 5 YRS.	(N/A)	\$35. 26	\$139. 50	\$604. 00
PT 2- 5 YRS.	\$3. 10			
FT 6 + YRS.	(N/A)	\$31. 02	\$135. 00	\$584. 50
PT 6 + YRS.	\$3. 00			

(.) =FEWER THAN THREE PROVIDERS

(*) =CALCULATED FROM WEEKLY RATE (WEEKLY*4. 33)

(**) =HOURLY REIMBURSEMENT ONLY FOR PART- TIME IN- HOME/EXEMPT

ALPINE
2002 REGIONAL MARKET RATE CEILINGS\NEW
METHODOLOGY FOR CALIFORNIA CHILD CARE PROVIDERS
85th PERCENTILE CEILING RATES

CHILD CARE CENTERS	HOURLY	DAI LY	WEEKLY	MONTHLY
FT UNDER 2 YRS.	(N/A)	\$27. 80 N=0	\$171. 00 N=0	\$559. 00 N=0
PT UNDER 2 YRS.	\$5. 25 N=0	(N/A)	\$128. 00 N=0	. N=0
FT 2-5 YRS.	(N/A)	\$19. 19 N=0	\$127. 00 N=0	\$490. 00 N=1
PT 2-5 YRS.	\$5. 00 N=1	(N/A)	\$96. 00 N=0	\$343. 00 N=0
FT 6 + YRS.	(N/A)	\$18. 00 N=0	\$118. 00 N=0	\$400. 00 N=1
PT 6 + YRS.	\$3. 00 N=1	(N/A)	\$90. 00 N=0	\$286. 00 N=0
<hr/>				
FAMILY DAY CARE HOMES	HOURLY	DAI LY	WEEKLY	MONTHLY
FT UNDER 2 YRS.	(N/A)	\$25. 00 N=0	\$125. 00 N=0	\$541. 50 *
PT UNDER 2 YRS.	\$4. 00 N=0	(N/A)	\$100. 00 N=0	\$433. 00 *
FT 2-5 YRS.	(N/A)	\$22. 00 N=0	\$120. 00 N=0	\$519. 50 *
PT 2-5 YRS.	\$4. 00 N=0	(N/A)	\$99. 00 N=0	\$428. 50 *
FT 6 + YRS.	(N/A)	\$20. 00 N=0	\$110. 00 N=0	\$476. 50 *
PT 6 + YRS.	\$4. 00 N=0	(N/A)	\$90. 00 N=0	\$389. 50 *
<hr/>				
IN-HOME/EXEMPT(**)	HOURLY	DAI LY	WEEKLY	MONTHLY
FT UNDER 2 YRS.	(N/A)	\$22. 50	\$112. 50	\$487. 50
PT UNDER 2 YRS.	\$2. 50			
FT 2-5 YRS.	(N/A)	\$19. 80	\$108. 00	\$467. 50
PT 2-5 YRS.	\$2. 40			
FT 6 + YRS.	(N/A)	\$18. 00	\$99. 00	\$429. 00
PT 6 + YRS.	\$2. 20			

(.) =FEWER THAN THREE PROVIDERS

(*) =CALCULATED FROM WEEKLY RATE (WEEKLY*4. 33)

(**) =HOURLY REIMBURSEMENT ONLY FOR PART-TIME IN-HOME/EXEMPT

AMADOR
 2002 REGIONAL MARKET RATE CEILINGS NEW METHODOLOGY
 FOR CALIFORNIA CHILD CARE PROVIDERS
 85th PERCENTILE CEILING RATES

CHILD CARE CENTERS	HOURLY	DAILY	WEEKLY	MONTHLY
FT UNDER 2 YRS.	(N/A)	\$27. 80 N=1	\$171. 00 N=1	\$559. 00 N=0
PT UNDER 2 YRS.	\$5. 25 N=1	(N/A)	\$128. 00 N=0	. N=1
FT 2- 5 YRS.	(N/A)	\$19. 19 N=0	\$127. 00 N=0	\$490. 00 N=3
PT 2- 5 YRS.	\$5. 00 N=1	(N/A)	\$96. 00 N=0	\$343. 00 N=3
FT 6 + YRS.	(N/A)	\$18. 00 N=1	\$118. 00 N=0	\$400. 00 N=2
PT 6 + YRS.	\$3. 00 N=0	(N/A)	\$90. 00 N=1	\$286. 00 N=3
<hr/>				
FAMILY DAY CARE HOMES	HOURLY	DAILY	WEEKLY	MONTHLY
FT UNDER 2 YRS.	(N/A)	\$25. 67 N=11	\$112. 00 N=5	\$485. 00 *
PT UNDER 2 YRS.	\$3. 75 N=8	(N/A)	\$100. 00 N=1	\$433. 00 *
FT 2- 5 YRS.	(N/A)	\$25. 80 N=13	\$112. 50 N=7	\$487. 00 *
PT 2- 5 YRS.	\$4. 00 N=16	(N/A)	\$99. 00 N=0	\$428. 50 *
FT 6 + YRS.	(N/A)	\$21. 00 N=8	\$112. 00 N=4	\$485. 00 *
PT 6 + YRS.	\$4. 00 N=13	(N/A)	\$90. 00 N=0	\$389. 50 *
<hr/>				
IN- HOME/EXEMPT(**)	HOURLY	DAILY	WEEKLY	MONTHLY
FT UNDER 2 YRS.	(N/A)	\$23. 10	\$101. 00	\$436. 50
PT UNDER 2 YRS.	\$2. 24			
FT 2- 5 YRS.	(N/A)	\$23. 22	\$101. 50	\$438. 50
PT 2- 5 YRS.	\$2. 26			
FT 6 + YRS.	(N/A)	\$18. 90	\$101. 00	\$436. 50
PT 6 + YRS.	\$2. 24			

(.) =FEWER THAN THREE PROVIDERS

(*) =CALCULATED FROM WEEKLY RATE (WEEKLY*4. 33)

(**) =HOURLY REIMBURSEMENT ONLY FOR PART- TIME IN- HOME/EXEMPT

BUTTE
 2002 REGIONAL MARKET RATE CEILINGS NEW METHODOLOGY
 FOR CALIFORNIA CHILD CARE PROVIDERS
 85th PERCENTILE CEILING RATES

CHILD CARE CENTERS	HOURLY	DAILY	WEEKLY	MONTHLY
FT UNDER 2 YRS.	(N/A)	\$32. 00 N=0	\$160. 00 N=0	\$525. 00 N=6
PT UNDER 2 YRS.	.	(N/A)	.	\$385. 00 N=3
FT 2- 5 YRS.	(N/A)	\$24. 07 N=2	\$112. 00 N=1	\$400. 00 N=29
PT 2- 5 YRS.	\$3. 45 N=3	(N/A)	\$133. 00 N=1	\$290. 00 N=26
FT 6 + YRS.	(N/A)	\$22. 50 N=2	\$95. 00 N=1	\$365. 00 N=14
PT 6 + YRS.	\$2. 90 N=1	(N/A)	\$60. 00 N=1	\$245. 00 N=12
<hr/>				
FAMILY DAY CARE HOMES	HOURLY	DAILY	WEEKLY	MONTHLY
FT UNDER 2 YRS.	(N/A)	\$24. 00 N=56	\$125. 00 N=23	\$541. 50 *
PT UNDER 2 YRS.	\$3. 50 N=7	(N/A)	\$93. 50 N=3	\$405. 00 *
FT 2- 5 YRS.	(N/A)	\$22. 00 N=70	\$105. 00 N=25	\$454. 50 *
PT 2- 5 YRS.	\$3. 00 N=15	(N/A)	\$87. 00 N=8	\$376. 50 *
FT 6 + YRS.	(N/A)	\$20. 00 N=55	\$105. 00 N=17	\$454. 50 *
PT 6 + YRS.	\$3. 50 N=25	(N/A)	\$93. 00 N=9	\$402. 50 *
<hr/>				
IN-HOME/EXEMPT(**)	HOURLY	DAILY	WEEKLY	MONTHLY
FT UNDER 2 YRS.	(N/A)	\$21. 60	\$112. 50	\$487. 50
PT UNDER 2 YRS.	\$2. 50			
FT 2- 5 YRS.	(N/A)	\$19. 80	\$94. 50	\$409. 00
PT 2- 5 YRS.	\$2. 10			
FT 6 + YRS.	(N/A)	\$18. 00	\$94. 50	\$409. 00
PT 6 + YRS.	\$2. 10			

(.) =FEWER THAN THREE PROVIDERS

(*) =CALCULATED FROM WEEKLY RATE (WEEKLY*4. 33)

(**) =HOURLY REIMBURSEMENT ONLY FOR PART-TIME IN-HOME/EXEMPT

CALAVERAS
 2002 REGIONAL MARKET RATE CEILINGS NEW METHODOLOGY
 FOR CALIFORNIA CHILD CARE PROVIDERS
 85th PERCENTILE CEILING RATES

CHILD CARE CENTERS	HOURLY	DAILY	WEEKLY	MONTHLY
FT UNDER 2 YRS.	(N/A)	\$27. 80 N=0	\$171. 00 N=0	\$559. 00 N=1
PT UNDER 2 YRS.	\$5. 25 N=1	(N/A)	\$128. 00 N=0	. N=0
FT 2- 5 YRS.	(N/A)	\$19. 19 N=2	\$127. 00 N=0	\$490. 00 N=1
PT 2- 5 YRS.	\$5. 00 N=1	(N/A)	\$96. 00 N=0	\$343. 00 N=3
FT 6 + YRS.	(N/A)	\$18. 00 N=1	\$118. 00 N=0	\$400. 00 N=1
PT 6 + YRS.	\$3. 00 N=2	(N/A)	\$90. 00 N=0	\$286. 00 N=0
<hr/>				
FAMILY DAY CARE HOMES	HOURLY	DAILY	WEEKLY	MONTHLY
FT UNDER 2 YRS.	(N/A)	\$25. 00 N=9	\$125. 00 N=3	\$541. 50 *
PT UNDER 2 YRS.	\$4. 00 N=5	(N/A)	\$100. 00 N=0	\$433. 00 *
FT 2- 5 YRS.	(N/A)	\$20. 00 N=10	\$105. 00 N=3	\$454. 50 *
PT 2- 5 YRS.	\$4. 00 N=10	(N/A)	\$99. 00 N=1	\$428. 50 *
FT 6 + YRS.	(N/A)	\$20. 00 N=8	\$90. 00 N=5	\$389. 50 *
PT 6 + YRS.	\$4. 00 N=9	(N/A)	\$90. 00 N=2	\$389. 50 *
<hr/>				
IN- HOME/EXEMPT(**)	HOURLY	DAILY	WEEKLY	MONTHLY
FT UNDER 2 YRS.	(N/A)	\$22. 50	\$112. 50	\$487. 50
PT UNDER 2 YRS.	\$2. 50			
FT 2- 5 YRS.	(N/A)	\$18. 00	\$94. 50	\$409. 00
PT 2- 5 YRS.	\$2. 10			
FT 6 + YRS.	(N/A)	\$18. 00	\$81. 00	\$350. 50
PT 6 + YRS.	\$2. 00			

(.) =FEWER THAN THREE PROVIDERS

(*) =CALCULATED FROM WEEKLY RATE (WEEKLY*4. 33)

(**) =HOURLY REIMBURSEMENT ONLY FOR PART- TIME IN- HOME/EXEMPT

COLUSA
 2002 REGIONAL MARKET RATE CEILINGS NEW METHODOLOGY
 FOR CALIFORNIA CHILD CARE PROVIDERS
 85th PERCENTILE CEILING RATES

CHILD CARE CENTERS	HOURLY	DAILY	WEEKLY	MONTHLY
FT UNDER 2 YRS.	(N/A)	\$32.00 N=0	\$160.00 N=0	\$531.00 N=0
PT UNDER 2 YRS.	.	(N/A)	.	\$385.00 N=0
FT 2-5 YRS.	(N/A)	\$24.07 N=0	\$112.00 N=0	\$420.00 N=1
PT 2-5 YRS.	\$3.45 N=0	(N/A)	\$133.00 N=0	\$280.00 N=2
FT 6 + YRS.	(N/A)	\$22.50 N=0	\$95.00 N=0	\$400.00 N=1
PT 6 + YRS.	\$2.90 N=1	(N/A)	\$60.00 N=0	\$250.00 N=1
<hr/>				
FAMILY DAY CARE HOMES	HOURLY	DAILY	WEEKLY	MONTHLY
FT UNDER 2 YRS.	(N/A)	\$25.00 N=1	\$125.00 N=1	\$541.50 *
PT UNDER 2 YRS.	\$3.05 N=9	(N/A)	\$90.00 N=0	\$389.50 *
FT 2-5 YRS.	(N/A)	\$22.67 N=2	\$120.00 N=1	\$519.50 *
PT 2-5 YRS.	\$2.50 N=23	(N/A)	\$90.00 N=1	\$389.50 *
FT 6 + YRS.	(N/A)	\$20.52 N=1	\$120.00 N=1	\$519.50 *
PT 6 + YRS.	\$2.50 N=24	(N/A)	\$84.00 N=1	\$363.50 *
<hr/>				
IN-HOME/EXEMPT(**)	HOURLY	DAILY	WEEKLY	MONTHLY
FT UNDER 2 YRS.	(N/A)	\$22.50	\$112.50	\$487.50
PT UNDER 2 YRS.	\$2.50			
FT 2-5 YRS.	(N/A)	\$20.40	\$108.00	\$467.50
PT 2-5 YRS.	\$2.40			
FT 6 + YRS.	(N/A)	\$18.47	\$108.00	\$467.50
PT 6 + YRS.	\$2.40			

(.) =FEWER THAN THREE PROVIDERS

(*) =CALCULATED FROM WEEKLY RATE (WEEKLY*4.33)

(**) =HOURLY REIMBURSEMENT ONLY FOR PART-TIME IN-HOME/EXEMPT

CONTRA COSTA
 2002 REGIONAL MARKET RATE CEILINGS NEW METHODOLOGY
 FOR CALIFORNIA CHILD CARE PROVIDERS
 85th PERCENTILE CEILING RATES

CHILD CARE CENTERS	HOURLY	DAILY	WEEKLY	MONTHLY
FT UNDER 2 YRS.	(N/A)	\$39. 50 N=0	\$239. 00 N=12	\$1015. 00 N=20
PT UNDER 2 YRS.	\$7. 50 N=0	(N/A)	\$154. 00 N=3	\$812. 00 N=9
FT 2- 5 YRS.	(N/A)	\$29. 00 N=8	\$183. 00 N=30	\$840. 00 N=101
PT 2- 5 YRS.	\$6. 50 N=13	(N/A)	\$135. 00 N=19	\$480. 00 N=111
FT 6 + YRS.	(N/A)	\$30. 00 N=8	\$164. 00 N=25	\$608. 00 N=37
PT 6 + YRS.	\$5. 65 N=20	(N/A)	\$122. 00 N=12	\$440. 00 N=43

FAMILY DAY CARE HOMES	HOURLY	DAILY	WEEKLY	MONTHLY
FT UNDER 2 YRS.	(N/A)	\$50. 00 N=51	\$175. 00 N=167	\$758. 00 *
PT UNDER 2 YRS.	\$7. 00 N=10	(N/A)	\$140. 00 N=13	\$606. 00 *
FT 2- 5 YRS.	(N/A)	\$40. 00 N=62	\$160. 00 N=185	\$693. 00 *
PT 2- 5 YRS.	\$6. 50 N=30	(N/A)	\$135. 00 N=25	\$584. 50 *
FT 6 + YRS.	(N/A)	\$30. 00 N=31	\$145. 00 N=122	\$628. 00 *
PT 6 + YRS.	\$5. 00 N=30	(N/A)	\$115. 00 N=82	\$498. 00 *

IN- HOME/EXEMPT(**)	HOURLY	DAILY	WEEKLY	MONTHLY
FT UNDER 2 YRS.	(N/A)	\$45. 00	\$157. 50	\$682. 00
PT UNDER 2 YRS.	\$3. 50			
FT 2- 5 YRS.	(N/A)	\$36. 00	\$144. 00	\$623. 50
PT 2- 5 YRS.	\$3. 20			
FT 6 + YRS.	(N/A)	\$27. 00	\$130. 50	\$565. 00
PT 6 + YRS.	\$2. 90			

(.) =FEWER THAN THREE PROVIDERS

(*) =CALCULATED FROM WEEKLY RATE (WEEKLY*4. 33)

(**) =HOURLY REIMBURSEMENT ONLY FOR PART- TIME IN- HOME/EXEMPT

DEL NORTE
 2002 REGIONAL MARKET RATE CEILINGS NEW METHODOLOGY
 FOR CALIFORNIA CHILD CARE PROVIDERS
 85th PERCENTILE CEILING RATES

CHILD CARE CENTERS	HOURLY	DAILY	WEEKLY	MONTHLY
FT UNDER 2 YRS.	(N/A)	\$32. 00 N=0	\$160. 00 N=0	\$531. 00 N=0
PT UNDER 2 YRS.	.	(N/A)	.	\$385. 00 N=0
FT 2- 5 YRS.	(N/A)	\$24. 07 N=0	\$112. 00 N=0	\$420. 00 N=2
PT 2- 5 YRS.	\$3. 45 N=2	(N/A)	\$133. 00 N=0	\$280. 00 N=3
FT 6 + YRS.	(N/A)	\$22. 50 N=0	\$95. 00 N=0	\$400. 00 N=0
PT 6 + YRS.	\$2. 90 N=2	(N/A)	\$60. 00 N=0	\$250. 00 N=1
<hr/>				
FAMILY DAY CARE HOMES	HOURLY	DAILY	WEEKLY	MONTHLY
FT UNDER 2 YRS.	(N/A)	\$25. 00 N=5	\$125. 00 N=1	\$541. 50 *
PT UNDER 2 YRS.	\$2. 75 N=6	(N/A)	\$90. 00 N=0	\$389. 50 *
FT 2- 5 YRS.	(N/A)	\$22. 00 N=4	\$120. 00 N=1	\$519. 50 *
PT 2- 5 YRS.	\$3. 00 N=13	(N/A)	\$90. 00 N=0	\$389. 50 *
FT 6 + YRS.	(N/A)	\$19. 00 N=4	\$120. 00 N=1	\$519. 50 *
PT 6 + YRS.	\$2. 75 N=11	(N/A)	\$84. 00 N=0	\$363. 50 *
<hr/>				
IN- HOME/EXEMPT(**)	HOURLY	DAILY	WEEKLY	MONTHLY
FT UNDER 2 YRS.	(N/A)	\$22. 50	\$112. 50	\$487. 50
PT UNDER 2 YRS.	\$2. 50			
FT 2- 5 YRS.	(N/A)	\$19. 80	\$108. 00	\$467. 50
PT 2- 5 YRS.	\$2. 40			
FT 6 + YRS.	(N/A)	\$17. 10	\$108. 00	\$467. 50
PT 6 + YRS.	\$2. 40			

(.) =FEWER THAN THREE PROVIDERS

(*) =CALCULATED FROM WEEKLY RATE (WEEKLY*4. 33)

(**) =HOURLY REIMBURSEMENT ONLY FOR PART- TIME IN- HOME/EXEMPT

EL DORADO
 2002 REGIONAL MARKET RATE CEILINGS NEW METHODOLOGY
 FOR CALIFORNIA CHILD CARE PROVIDERS
 85th PERCENTILE CEILING RATES

CHILD CARE CENTERS	HOURLY	DAILY	WEEKLY	MONTHLY
FT UNDER 2 YRS.	(N/A)	\$35. 00 N=3	\$190. 00 N=4	\$845. 00 N=2
PT UNDER 2 YRS.	. N=0	(N/A)	\$159. 00 N=0	\$611. 00 N=2
FT 2- 5 YRS.	(N/A)	\$23. 25 N=6	\$152. 00 N=7	\$598. 00 N=13
PT 2- 5 YRS.	\$3. 50 N=1	(N/A)	\$110. 00 N=4	\$333. 00 N=16
FT 6 + YRS.	(N/A)	\$20. 56 N=2	\$145. 00 N=1	\$475. 00 N=4
PT 6 + YRS.	\$3. 50 N=1	(N/A)	\$106. 00 N=2	\$370. 00 N=4
<hr/>				
FAMILY DAY CARE HOMES	HOURLY	DAILY	WEEKLY	MONTHLY
FT UNDER 2 YRS.	(N/A)	\$30. 00 N=55	\$150. 00 N=24	\$649. 50 *
PT UNDER 2 YRS.	\$4. 46 N=6	(N/A)	\$125. 00 N=2	\$541. 50 *
FT 2- 5 YRS.	(N/A)	\$28. 61 N=59	\$150. 00 N=22	\$649. 50 *
PT 2- 5 YRS.	\$5. 00 N=15	(N/A)	\$125. 00 N=2	\$541. 50 *
FT 6 + YRS.	(N/A)	\$25. 00 N=35	\$100. 00 N=7	\$433. 00 *
PT 6 + YRS.	\$4. 70 N=14	(N/A)	\$100. 00 N=2	\$433. 00 *
<hr/>				
IN- HOME/EXEMPT(**)	HOURLY	DAILY	WEEKLY	MONTHLY
FT UNDER 2 YRS.	(N/A)	\$27. 00	\$135. 00	\$584. 50
PT UNDER 2 YRS.	\$3. 00			
FT 2- 5 YRS.	(N/A)	\$25. 75	\$135. 00	\$584. 50
PT 2- 5 YRS.	\$3. 00			
FT 6 + YRS.	(N/A)	\$22. 50	\$90. 00	\$389. 50
PT 6 + YRS.	\$2. 00			

(.) =FEWER THAN THREE PROVIDERS

(*) =CALCULATED FROM WEEKLY RATE (WEEKLY*4. 33)

(**) =HOURLY REIMBURSEMENT ONLY FOR PART- TIME IN- HOME/EXEMPT

FRESNO
 2002 REGIONAL MARKET RATE CEILINGS NEW METHODOLOGY
 FOR CALIFORNIA CHILD CARE PROVIDERS
 85th PERCENTILE CEILING RATES

CHILD CARE CENTERS	HOURLY	DAILY	WEEKLY	MONTHLY
FT UNDER 2 YRS.	(N/A)	\$39. 62 N=8	\$173. 00 N=14	\$600. 00 N=4
PT UNDER 2 YRS.	\$3. 50 N=1	(N/A)	\$126. 00 N=6	\$421. 00 N=2
FT 2- 5 YRS.	(N/A)	\$25. 85 N=24	\$136. 00 N=26	\$500. 00 N=19
PT 2- 5 YRS.	\$4. 22 N=2	(N/A)	\$104. 00 N=20	\$343. 00 N=17
FT 6 + YRS.	(N/A)	\$22. 89 N=23	\$125. 00 N=23	\$502. 00 N=11
PT 6 + YRS.	\$4. 50 N=3	(N/A)	\$100. 50 N=16	\$300. 00 N=11
<hr/>				
FAMILY DAY CARE HOMES	HOURLY	DAILY	WEEKLY	MONTHLY
FT UNDER 2 YRS.	(N/A)	\$28. 00 N=168	\$130. 00 N=72	\$563. 00 *
PT UNDER 2 YRS.	\$4. 00 N=20	(N/A)	\$105. 00 N=7	\$454. 50 *
FT 2- 5 YRS.	(N/A)	\$26. 50 N=202	\$125. 00 N=79	\$541. 50 *
PT 2- 5 YRS.	\$3. 50 N=24	(N/A)	\$92. 00 N=11	\$398. 50 *
FT 6 + YRS.	(N/A)	\$25. 00 N=172	\$125. 00 N=46	\$541. 50 *
PT 6 + YRS.	\$3. 75 N=40	(N/A)	\$90. 00 N=17	\$389. 50 *
<hr/>				
IN- HOME/EXEMPT(**)	HOURLY	DAILY	WEEKLY	MONTHLY
FT UNDER 2 YRS.	(N/A)	\$25. 20	\$117. 00	\$506. 50
PT UNDER 2 YRS.	\$2. 60			
FT 2- 5 YRS.	(N/A)	\$23. 85	\$112. 50	\$487. 50
PT 2- 5 YRS.	\$2. 50			
FT 6 + YRS.	(N/A)	\$22. 50	\$112. 50	\$487. 50
PT 6 + YRS.	\$2. 50			

(.) =FEWER THAN THREE PROVIDERS

(*) =CALCULATED FROM WEEKLY RATE (WEEKLY*4. 33)

(**) =HOURLY REIMBURSEMENT ONLY FOR PART- TIME IN- HOME/EXEMPT

GLENN
 2002 REGIONAL MARKET RATE CEILINGS NEW METHODOLOGY
 FOR CALIFORNIA CHILD CARE PROVIDERS
 85th PERCENTILE CEILING RATES

CHILD CARE CENTERS	HOURLY	DAILY	WEEKLY	MONTHLY
FT UNDER 2 YRS.	(N/A)	\$32.00 N=0	\$160.00 N=0	\$531.00 N=0
PT UNDER 2 YRS.	.	(N/A)	.	\$385.00 N=0
FT 2-5 YRS.	(N/A)	\$24.07 N=0	\$112.00 N=0	\$420.00 N=1
PT 2-5 YRS.	\$3.45 N=0	(N/A)	\$133.00 N=1	\$280.00 N=2
FT 6 + YRS.	(N/A)	\$22.50 N=0	\$95.00 N=0	\$400.00 N=0
PT 6 + YRS.	\$2.90 N=0	(N/A)	\$60.00 N=0	\$250.00 N=1
<hr/>				
FAMILY DAY CARE HOMES	HOURLY	DAILY	WEEKLY	MONTHLY
FT UNDER 2 YRS.	(N/A)	\$24.03 N=28	\$125.00 N=0	\$541.50 *
PT UNDER 2 YRS.	\$3.05 N=0	(N/A)	\$90.00 N=0	\$389.50 *
FT 2-5 YRS.	(N/A)	\$22.50 N=37	\$120.00 N=2	\$519.50 *
PT 2-5 YRS.	\$3.00 N=3	(N/A)	\$90.00 N=0	\$389.50 *
FT 6 + YRS.	(N/A)	\$22.00 N=38	\$120.00 N=1	\$519.50 *
PT 6 + YRS.	\$2.50 N=6	(N/A)	\$84.00 N=0	\$363.50 *
<hr/>				
IN-HOME/EXEMPT(**)	HOURLY	DAILY	WEEKLY	MONTHLY
FT UNDER 2 YRS.	(N/A)	\$21.63	\$112.50	\$487.50
PT UNDER 2 YRS.	\$2.50			
FT 2-5 YRS.	(N/A)	\$20.25	\$108.00	\$467.50
PT 2-5 YRS.	\$2.40			
FT 6 + YRS.	(N/A)	\$19.80	\$108.00	\$467.50
PT 6 + YRS.	\$2.40			

(.) =FEWER THAN THREE PROVIDERS

(*) =CALCULATED FROM WEEKLY RATE (WEEKLY*4.33)

(**) =HOURLY REIMBURSEMENT ONLY FOR PART-TIME IN-HOME/EXEMPT

HUMBOLDT
 2002 REGIONAL MARKET RATE CEILINGS NEW METHODOLOGY
 FOR CALIFORNIA CHILD CARE PROVIDERS
 85th PERCENTILE CEILING RATES

CHILD CARE CENTERS	HOURLY	DAILY	WEEKLY	MONTHLY
FT UNDER 2 YRS.	(N/A)	\$32.00 N=0	\$160.00 N=0	\$531.00 N=2
PT UNDER 2 YRS.	.	(N/A)	.	\$385.00 N=2
FT 2-5 YRS.	(N/A)	\$24.07 N=2	\$112.00 N=0	\$420.00 N=2
PT 2-5 YRS.	\$3.45 N=5	(N/A)	\$133.00 N=0	\$280.00 N=2
FT 6 + YRS.	(N/A)	\$22.50 N=2	\$95.00 N=0	\$400.00 N=2
PT 6 + YRS.	\$2.90 N=4	(N/A)	\$60.00 N=0	\$250.00 N=2

FAMILY DAY CARE HOMES	HOURLY	DAILY	WEEKLY	MONTHLY
FT UNDER 2 YRS.	(N/A)	\$27.00 N=17	\$136.00 N=12	\$589.00 *
PT UNDER 2 YRS.	\$3.00 N=38	(N/A)	\$90.00 N=8	\$389.50 *
FT 2-5 YRS.	(N/A)	\$27.00 N=23	\$130.00 N=13	\$563.00 *
PT 2-5 YRS.	\$3.00 N=53	(N/A)	\$90.00 N=9	\$389.50 *
FT 6 + YRS.	(N/A)	\$25.67 N=21	\$135.00 N=11	\$584.50 *
PT 6 + YRS.	\$3.00 N=54	(N/A)	\$79.00 N=8	\$342.00 *

IN-HOME/EXEMPT(**)	HOURLY	DAILY	WEEKLY	MONTHLY
FT UNDER 2 YRS.	(N/A)	\$24.30	\$122.50	\$530.00
PT UNDER 2 YRS.	\$2.72			
FT 2-5 YRS.	(N/A)	\$24.30	\$117.00	\$506.50
PT 2-5 YRS.	\$2.60			
FT 6 + YRS.	(N/A)	\$23.10	\$121.50	\$526.00
PT 6 + YRS.	\$2.70			

(.) =FEWER THAN THREE PROVIDERS
 (*) =CALCULATED FROM WEEKLY RATE (WEEKLY*4.33)
 (**)=HOURLY REIMBURSEMENT ONLY FOR PART-TIME IN-HOME/EXEMPT

IMPERIAL
 2002 REGIONAL MARKET RATE CEILINGS NEW METHODOLOGY
 FOR CALIFORNIA CHILD CARE PROVIDERS
 85th PERCENTILE CEILING RATES

CHILD CARE CENTERS	HOURLY	DAILY	WEEKLY	MONTHLY
FT UNDER 2 YRS.	(N/A)	\$36.00 N=1	\$173.00 N=2	\$657.00 N=0
PT UNDER 2 YRS.	\$3.50 N=0	(N/A)	\$126.00 N=0	\$421.00 N=0
FT 2-5 YRS.	(N/A)	\$23.30 N=10	\$116.00 N=5	\$486.00 N=4
PT 2-5 YRS.	\$4.22 N=0	(N/A)	\$104.00 N=0	\$285.00 N=4
FT 6 + YRS.	(N/A)	\$22.89 N=7	\$125.00 N=2	\$450.00 N=0
PT 6 + YRS.	\$4.00 N=1	(N/A)	\$95.00 N=0	\$279.00 N=1
<hr/>				
FAMILY DAY CARE HOMES	HOURLY	DAILY	WEEKLY	MONTHLY
FT UNDER 2 YRS.	(N/A)	\$25.00 N=22	\$105.00 N=57	\$454.50 *
PT UNDER 2 YRS.	\$4.00 N=0	(N/A)	\$100.00 N=15	\$433.00 *
FT 2-5 YRS.	(N/A)	\$20.00 N=26	\$98.50 N=63	\$426.50 *
PT 2-5 YRS.	\$3.75 N=2	(N/A)	\$93.00 N=27	\$402.50 *
FT 6 + YRS.	(N/A)	\$24.67 N=23	\$97.00 N=59	\$420.00 *
PT 6 + YRS.	\$4.00 N=1	(N/A)	\$90.00 N=44	\$389.50 *
<hr/>				
IN-HOME/EXEMPT(**)	HOURLY	DAILY	WEEKLY	MONTHLY
FT UNDER 2 YRS.	(N/A)	\$22.50	\$94.50	\$409.00
PT UNDER 2 YRS.	\$2.10			
FT 2-5 YRS.	(N/A)	\$18.00	\$88.50	\$384.00
PT 2-5 YRS.	\$2.00			
FT 6 + YRS.	(N/A)	\$22.20	\$87.50	\$378.00
PT 6 + YRS.	\$2.00			

(.) =FEWER THAN THREE PROVIDERS

(*) =CALCULATED FROM WEEKLY RATE (WEEKLY*4.33)

(**) =HOURLY REIMBURSEMENT ONLY FOR PART-TIME IN-HOME/EXEMPT

INYO
 2002 REGIONAL MARKET RATE CEILINGS NEW METHODOLOGY
 FOR CALIFORNIA CHILD CARE PROVIDERS
 85th PERCENTILE CEILING RATES

CHILD CARE CENTERS	HOURLY	DAILY	WEEKLY	MONTHLY
FT UNDER 2 YRS.	(N/A)	\$36.00 N=0	\$173.00 N=0	\$657.00 N=0
PT UNDER 2 YRS.	\$3.50 N=1	(N/A)	\$126.00 N=0	\$421.00 N=0
FT 2-5 YRS.	(N/A)	\$23.03 N=4	\$135.00 N=0	\$486.00 N=1
PT 2-5 YRS.	\$4.22 N=1	(N/A)	\$104.00 N=0	\$323.00 N=2
FT 6 + YRS.	(N/A)	\$22.89 N=2	\$125.00 N=0	\$450.00 N=0
PT 6 + YRS.	\$4.00 N=1	(N/A)	\$95.00 N=0	\$279.00 N=0
<hr/>				
FAMILY DAY CARE HOMES	HOURLY	DAILY	WEEKLY	MONTHLY
FT UNDER 2 YRS.	(N/A)	\$30.83 N=9	\$125.00 N=1	\$541.50 *
PT UNDER 2 YRS.	\$3.65 N=9	(N/A)	\$100.00 N=0	\$433.00 *
FT 2-5 YRS.	(N/A)	\$25.00 N=10	\$120.00 N=1	\$519.50 *
PT 2-5 YRS.	\$3.25 N=8	(N/A)	\$92.00 N=0	\$398.50 *
FT 6 + YRS.	(N/A)	\$24.29 N=9	\$110.00 N=0	\$476.50 *
PT 6 + YRS.	\$3.34 N=14	(N/A)	\$90.00 N=0	\$389.50 *
<hr/>				
IN-HOME/EXEMPT(**)	HOURLY	DAILY	WEEKLY	MONTHLY
FT UNDER 2 YRS.	(N/A)	\$27.75	\$112.50	\$487.50
PT UNDER 2 YRS.	\$2.50			
FT 2-5 YRS.	(N/A)	\$22.50	\$108.00	\$467.50
PT 2-5 YRS.	\$2.40			
FT 6 + YRS.	(N/A)	\$21.86	\$99.00	\$429.00
PT 6 + YRS.	\$2.20			

(.) =FEWER THAN THREE PROVIDERS

(*) =CALCULATED FROM WEEKLY RATE (WEEKLY*4.33)

(**) =HOURLY REIMBURSEMENT ONLY FOR PART-TIME IN-HOME/EXEMPT

KERN
 2002 REGIONAL MARKET RATE CEILINGS\NEW METHODOLOGY
 FOR CALIFORNIA CHILD CARE PROVIDERS
 85th PERCENTILE CEILING RATES

CHILD CARE CENTERS	HOURLY	DAILY	WEEKLY	MONTHLY
FT UNDER 2 YRS.	(N/A)	\$36. 00 N=1	\$173. 00 N=1	\$657. 00 N=10
PT UNDER 2 YRS.	\$3. 50 N=1	(N/A)	\$126. 00 N=0	\$450. 00 N=5
FT 2- 5 YRS.	(N/A)	\$21. 74 N=10	\$135. 00 N=2	\$434. 00 N=40
PT 2- 5 YRS.	\$4. 22 N=1	(N/A)	\$104. 00 N=1	\$338. 00 N=41
FT 6 + YRS.	(N/A)	\$22. 89 N=15	\$110. 00 N=3	\$415. 00 N=20
PT 6 + YRS.	\$4. 00 N=3	(N/A)	\$95. 00 N=2	\$242. 00 N=17
<hr/>				
FAMILY DAY CARE HOMES	HOURLY	DAILY	WEEKLY	MONTHLY
FT UNDER 2 YRS.	(N/A)	\$26. 21 N=135	\$120. 00 N=73	\$519. 50 *
PT UNDER 2 YRS.	\$4. 00 N=19	(N/A)	\$108. 00 N=9	\$467. 50 *
FT 2- 5 YRS.	(N/A)	\$25. 00 N=173	\$110. 00 N=85	\$476. 50 *
PT 2- 5 YRS.	\$3. 33 N=34	(N/A)	\$85. 00 N=23	\$368. 00 *
FT 6 + YRS.	(N/A)	\$25. 00 N=161	\$110. 00 N=60	\$476. 50 *
PT 6 + YRS.	\$3. 50 N=51	(N/A)	\$85. 00 N=44	\$368. 00 *
<hr/>				
IN- HOME/EXEMPT(**)	HOURLY	DAILY	WEEKLY	MONTHLY
FT UNDER 2 YRS.	(N/A)	\$23. 59	\$108. 00	\$467. 50
PT UNDER 2 YRS.	\$2. 40			
FT 2- 5 YRS.	(N/A)	\$22. 50	\$99. 00	\$429. 00
PT 2- 5 YRS.	\$2. 20			
FT 6 + YRS.	(N/A)	\$22. 50	\$99. 00	\$429. 00
PT 6 + YRS.	\$2. 20			

(.) =FEWER THAN THREE PROVIDERS

(*) =CALCULATED FROM WEEKLY RATE (WEEKLY*4. 33)

(**) =HOURLY REIMBURSEMENT ONLY FOR PART- TIME IN- HOME/EXEMPT

KINGS
 2002 REGIONAL MARKET RATE CEILINGS\NEW METHODOLOGY
 FOR CALIFORNIA CHILD CARE PROVIDERS
 85th PERCENTILE CEILING RATES

CHILD CARE CENTERS	HOURLY	DAILY	WEEKLY	MONTHLY
FT UNDER 2 YRS.	(N/A)	\$36. 00 N=0	\$173. 00 N=0	\$657. 00 N=1
PT UNDER 2 YRS.	\$3. 50 N=0	(N/A)	\$126. 00 N=0	\$421. 00 N=0
FT 2- 5 YRS.	(N/A)	\$20. 40 N=4	\$135. 00 N=0	\$436. 00 N=4
PT 2- 5 YRS.	\$4. 22 N=0	(N/A)	\$104. 00 N=0	\$295. 00 N=4
FT 6 + YRS.	(N/A)	\$22. 89 N=1	\$125. 00 N=2	\$450. 00 N=0
PT 6 + YRS.	\$4. 00 N=1	(N/A)	\$95. 00 N=0	\$279. 00 N=2
<hr/>				
FAMILY DAY CARE HOMES	HOURLY	DAILY	WEEKLY	MONTHLY
FT UNDER 2 YRS.	(N/A)	\$20. 00 N=61	\$100. 00 N=19	\$433. 00 *
PT UNDER 2 YRS.	\$4. 00 N=2	(N/A)	\$80. 00 N=3	\$346. 50 *
FT 2- 5 YRS.	(N/A)	\$19. 00 N=71	\$100. 00 N=22	\$433. 00 *
PT 2- 5 YRS.	\$3. 75 N=2	(N/A)	\$85. 00 N=9	\$368. 00 *
FT 6 + YRS.	(N/A)	\$17. 50 N=54	\$95. 00 N=17	\$411. 50 *
PT 6 + YRS.	\$4. 00 N=8	(N/A)	\$90. 00 N=15	\$389. 50 *
<hr/>				
IN- HOME/EXEMPT(**)	HOURLY	DAILY	WEEKLY	MONTHLY
FT UNDER 2 YRS.	(N/A)	\$18. 00	\$90. 00	\$389. 50
PT UNDER 2 YRS.	\$2. 00			
FT 2- 5 YRS.	(N/A)	\$17. 10	\$90. 00	\$389. 50
PT 2- 5 YRS.	\$2. 00			
FT 6 + YRS.	(N/A)	\$15. 75	\$85. 50	\$370. 50
PT 6 + YRS.	\$2. 00			

(.) =FEWER THAN THREE PROVIDERS

(*) =CALCULATED FROM WEEKLY RATE (WEEKLY*4. 33)

(**) =HOURLY REIMBURSEMENT ONLY FOR PART- TIME IN- HOME/EXEMPT

LAKE
 2002 REGIONAL MARKET RATE CEILINGS NEW METHODOLOGY
 FOR CALIFORNIA CHILD CARE PROVIDERS
 85th PERCENTILE CEILING RATES

CHILD CARE CENTERS	HOURLY	DAILY	WEEKLY	MONTHLY
FT UNDER 2 YRS.	(N/A)	\$32.00 N=0	\$160.00 N=0	\$531.00 N=0
PT UNDER 2 YRS.	.	(N/A)	.	\$385.00 N=0
FT 2-5 YRS.	(N/A)	\$24.07 N=2	\$112.00 N=0	\$430.00 N=3
PT 2-5 YRS.	\$3.45 N=2	(N/A)	\$133.00 N=0	\$280.00 N=3
FT 6 + YRS.	(N/A)	\$22.50 N=1	\$95.00 N=0	\$400.00 N=3
PT 6 + YRS.	\$2.90 N=2	(N/A)	\$60.00 N=0	\$250.00 N=2
<hr/>				
FAMILY DAY CARE HOMES	HOURLY	DAILY	WEEKLY	MONTHLY
FT UNDER 2 YRS.	(N/A)	\$25.00 N=18	\$100.00 N=3	\$433.00 *
PT UNDER 2 YRS.	\$3.05 N=16	(N/A)	\$90.00 N=2	\$389.50 *
FT 2-5 YRS.	(N/A)	\$25.00 N=24	\$120.00 N=2	\$519.50 *
PT 2-5 YRS.	\$3.36 N=20	(N/A)	\$90.00 N=2	\$389.50 *
FT 6 + YRS.	(N/A)	\$20.00 N=23	\$100.00 N=3	\$433.00 *
PT 6 + YRS.	\$3.00 N=21	(N/A)	\$84.00 N=3	\$363.50 *
<hr/>				
IN-HOME/EXEMPT(**)	HOURLY	DAILY	WEEKLY	MONTHLY
FT UNDER 2 YRS.	(N/A)	\$22.50	\$90.00	\$389.50
PT UNDER 2 YRS.	\$2.00			
FT 2-5 YRS.	(N/A)	\$22.50	\$108.00	\$467.50
PT 2-5 YRS.	\$2.40			
FT 6 + YRS.	(N/A)	\$18.00	\$90.00	\$389.50
PT 6 + YRS.	\$2.00			

(.) =FEWER THAN THREE PROVIDERS

(*) =CALCULATED FROM WEEKLY RATE (WEEKLY*4.33)

(**) =HOURLY REIMBURSEMENT ONLY FOR PART-TIME IN-HOME/EXEMPT

LASSEN
 2002 REGIONAL MARKET RATE CEILINGS NEW METHODOLOGY
 FOR CALIFORNIA CHILD CARE PROVIDERS
 85th PERCENTILE CEILING RATES

CHILD CARE CENTERS	HOURLY	DAILY	WEEKLY	MONTHLY
FT UNDER 2 YRS.	(N/A)	\$32. 00 N=1	\$160. 00 N=1	\$531. 00 N=0
PT UNDER 2 YRS.	. N=0	(N/A)	. N=0	\$385. 00 N=0
FT 2- 5 YRS.	(N/A)	\$24. 07 N=1	\$112. 00 N=1	\$420. 00 N=1
PT 2- 5 YRS.	\$3. 45 N=1	(N/A)	\$133. 00 N=0	\$280. 00 N=1
FT 6 + YRS.	(N/A)	\$22. 50 N=0	\$95. 00 N=0	\$400. 00 N=0
PT 6 + YRS.	\$2. 90 N=1	(N/A)	\$60. 00 N=0	\$250. 00 N=0
<hr/>				
FAMILY DAY CARE HOMES	HOURLY	DAILY	WEEKLY	MONTHLY
FT UNDER 2 YRS.	(N/A)	\$25. 00 N=1	\$125. 00 N=2	\$541. 50 *
PT UNDER 2 YRS.	\$2. 75 N=10	(N/A)	\$90. 00 N=2	\$389. 50 *
FT 2- 5 YRS.	(N/A)	\$22. 67 N=2	\$120. 00 N=2	\$519. 50 *
PT 2- 5 YRS.	\$2. 75 N=18	(N/A)	\$90. 00 N=0	\$389. 50 *
FT 6 + YRS.	(N/A)	\$20. 52 N=1	\$120. 00 N=2	\$519. 50 *
PT 6 + YRS.	\$2. 75 N=24	(N/A)	\$84. 00 N=1	\$363. 50 *
<hr/>				
IN-HOME/EXEMPT(**)	HOURLY	DAILY	WEEKLY	MONTHLY
FT UNDER 2 YRS.	(N/A)	\$22. 50	\$112. 50	\$487. 50
PT UNDER 2 YRS.	\$2. 50			
FT 2- 5 YRS.	(N/A)	\$20. 40	\$108. 00	\$467. 50
PT 2- 5 YRS.	\$2. 40			
FT 6 + YRS.	(N/A)	\$18. 47	\$108. 00	\$467. 50
PT 6 + YRS.	\$2. 40			

(.) =FEWER THAN THREE PROVIDERS

(*) =CALCULATED FROM WEEKLY RATE (WEEKLY*4. 33)

(**) =HOURLY REIMBURSEMENT ONLY FOR PART-TIME IN-HOME/EXEMPT

LOS ANGELES
 2002 REGIONAL MARKET RATE CEILINGS NEW METHODOLOGY
 FOR CALIFORNIA CHILD CARE PROVIDERS
 85th PERCENTILE CEILING RATES

CHILD CARE CENTERS	HOURLY	DAILY	WEEKLY	MONTHLY
FT UNDER 2 YRS.	(N/A)	\$37. 00 N=8	\$193. 00 N=40	\$920. 00 N=47
PT UNDER 2 YRS.	\$5. 50 N=1	(N/A)	\$137. 00 N=10	\$710. 00 N=21
FT 2- 5 YRS.	(N/A)	\$27. 59 N=21	\$135. 00 N=146	\$672. 00 N=197
PT 2- 5 YRS.	\$5. 25 N=1	(N/A)	\$125. 00 N=82	\$500. 00 N=162
FT 6 + YRS.	(N/A)	\$25. 00 N=14	\$135. 00 N=126	\$520. 00 N=49
PT 6 + YRS.	\$3. 00 N=3	(N/A)	\$86. 00 N=84	\$384. 00 N=53
<hr/>				
FAMILY DAY CARE HOMES	HOURLY	DAILY	WEEKLY	MONTHLY
FT UNDER 2 YRS.	(N/A)	\$35. 76 N=104	\$155. 00 N=525	\$671. 00 *
PT UNDER 2 YRS.	\$6. 00 N=22	(N/A)	\$130. 00 N=67	\$563. 00 *
FT 2- 5 YRS.	(N/A)	\$35. 00 N=134	\$150. 00 N=583	\$649. 50 *
PT 2- 5 YRS.	\$6. 00 N=35	(N/A)	\$130. 00 N=120	\$563. 00 *
FT 6 + YRS.	(N/A)	\$33. 75 N=101	\$145. 00 N=468	\$628. 00 *
PT 6 + YRS.	\$6. 00 N=58	(N/A)	\$113. 00 N=270	\$489. 50 *
<hr/>				
IN- HOME/EXEMPT(**)	HOURLY	DAILY	WEEKLY	MONTHLY
FT UNDER 2 YRS.	(N/A)	\$32. 18	\$139. 50	\$604. 00
PT UNDER 2 YRS.	\$3. 10			
FT 2- 5 YRS.	(N/A)	\$31. 50	\$135. 00	\$584. 50
PT 2- 5 YRS.	\$3. 00			
FT 6 + YRS.	(N/A)	\$30. 38	\$130. 50	\$565. 00
PT 6 + YRS.	\$2. 90			

(.) =FEWER THAN THREE PROVIDERS

(*) =CALCULATED FROM WEEKLY RATE (WEEKLY*4. 33)

(**) =HOURLY REIMBURSEMENT ONLY FOR PART- TIME IN- HOME/EXEMPT

MADERA
 2002 REGIONAL MARKET RATE CEILINGS\NEW METHODOLOGY
 FOR CALIFORNIA CHILD CARE PROVIDERS
 85th PERCENTILE CEILING RATES

CHILD CARE CENTERS	HOURLY	DAILY	WEEKLY	MONTHLY
FT UNDER 2 YRS.	(N/A)	\$36. 00 N=2	\$173. 00 N=1	\$657. 00 N=1
PT UNDER 2 YRS.	\$3. 50 N=0	(N/A)	\$126. 00 N=0	\$421. 00 N=1
FT 2- 5 YRS.	(N/A)	\$25. 38 N=4	\$135. 00 N=2	\$486. 00 N=4
PT 2- 5 YRS.	\$4. 22 N=0	(N/A)	\$104. 00 N=2	\$323. 00 N=4
FT 6 + YRS.	(N/A)	\$24. 43 N=4	\$125. 00 N=2	\$450. 00 N=4
PT 6 + YRS.	\$4. 00 N=1	(N/A)	\$95. 00 N=2	\$230. 00 N=4
<hr/>				
FAMILY DAY CARE HOMES	HOURLY	DAILY	WEEKLY	MONTHLY
FT UNDER 2 YRS.	(N/A)	\$24. 00 N=56	\$125. 00 N=16	\$541. 50 *
PT UNDER 2 YRS.	\$4. 00 N=1	(N/A)	\$100. 00 N=3	\$433. 00 *
FT 2- 5 YRS.	(N/A)	\$20. 00 N=79	\$120. 00 N=18	\$519. 50 *
PT 2- 5 YRS.	\$3. 50 N=7	(N/A)	\$75. 00 N=7	\$325. 00 *
FT 6 + YRS.	(N/A)	\$19. 00 N=65	\$110. 00 N=16	\$476. 50 *
PT 6 + YRS.	\$4. 00 N=9	(N/A)	\$75. 00 N=7	\$325. 00 *
<hr/>				
IN- HOME/EXEMPT(**)	HOURLY	DAILY	WEEKLY	MONTHLY
FT UNDER 2 YRS.	(N/A)	\$21. 60	\$112. 50	\$487. 50
PT UNDER 2 YRS.	\$2. 50			
FT 2- 5 YRS.	(N/A)	\$18. 00	\$108. 00	\$467. 50
PT 2- 5 YRS.	\$2. 40			
FT 6 + YRS.	(N/A)	\$17. 10	\$99. 00	\$429. 00
PT 6 + YRS.	\$2. 20			

(.) =FEWER THAN THREE PROVIDERS

(*) =CALCULATED FROM WEEKLY RATE (WEEKLY*4. 33)

(**) =HOURLY REIMBURSEMENT ONLY FOR PART- TIME IN- HOME/EXEMPT

MARIN
 2002 REGIONAL MARKET RATE CEILINGS NEW METHODOLOGY
 FOR CALIFORNIA CHILD CARE PROVIDERS
 85th PERCENTILE CEILING RATES

CHILD CARE CENTERS	HOURLY	DAILY	WEEKLY	MONTHLY
FT UNDER 2 YRS.	(N/A)	\$39. 50 N=0	\$285. 00 N=0	\$1200. 00 N=7
PT UNDER 2 YRS.	\$7. 50 N=0	(N/A)	\$175. 00 N=0	\$845. 00 N=8
FT 2- 5 YRS.	(N/A)	\$36. 15 N=4	\$182. 00 N=0	\$930. 00 N=39
PT 2- 5 YRS.	\$5. 50 N=4	(N/A)	\$144. 00 N=1	\$533. 00 N=42
FT 6 + YRS.	(N/A)	\$35. 00 N=11	\$165. 00 N=0	\$680. 00 N=11
PT 6 + YRS.	\$4. 50 N=3	(N/A)	\$120. 00 N=0	\$403. 00 N=14
<hr/>				
FAMILY DAY CARE HOMES	HOURLY	DAILY	WEEKLY	MONTHLY
FT UNDER 2 YRS.	(N/A)	\$50. 00 N=79	\$190. 00 N=7	\$822. 50 *
PT UNDER 2 YRS.	\$6. 00 N=15	(N/A)	\$145. 00 N=1	\$628. 00 *
FT 2- 5 YRS.	(N/A)	\$45. 00 N=77	\$175. 00 N=8	\$758. 00 *
PT 2- 5 YRS.	\$6. 25 N=21	(N/A)	\$130. 00 N=2	\$563. 00 *
FT 6 + YRS.	(N/A)	\$42. 86 N=27	\$165. 00 N=4	\$714. 50 *
PT 6 + YRS.	\$6. 00 N=20	(N/A)	\$115. 00 N=0	\$498. 00 *
<hr/>				
IN- HOME/EXEMPT(**)	HOURLY	DAILY	WEEKLY	MONTHLY
FT UNDER 2 YRS.	(N/A)	\$45. 00	\$171. 00	\$740. 50
PT UNDER 2 YRS.	\$3. 80			
FT 2- 5 YRS.	(N/A)	\$40. 50	\$157. 50	\$682. 00
PT 2- 5 YRS.	\$3. 50			
FT 6 + YRS.	(N/A)	\$38. 57	\$148. 50	\$643. 00
PT 6 + YRS.	\$3. 30			

(.) =FEWER THAN THREE PROVIDERS

(*) =CALCULATED FROM WEEKLY RATE (WEEKLY*4. 33)

(**) =HOURLY REIMBURSEMENT ONLY FOR PART- TIME IN- HOME/EXEMPT

MARIPOSA
 2002 REGIONAL MARKET RATE CEILINGS\NEW METHODOLOGY
 FOR CALIFORNIA CHILD CARE PROVIDERS
 85th PERCENTILE CEILING RATES

CHILD CARE CENTERS	HOURLY	DAILY	WEEKLY	MONTHLY
FT UNDER 2 YRS.	(N/A)	\$36. 00 N=0	\$173. 00 N=0	\$657. 00 N=0
PT UNDER 2 YRS.	\$3. 50 N=0	(N/A)	\$126. 00 N=0	\$421. 00 N=0
FT 2- 5 YRS.	(N/A)	\$25. 38 N=0	\$135. 00 N=0	\$486. 00 N=0
PT 2- 5 YRS.	\$4. 22 N=0	(N/A)	\$104. 00 N=0	\$323. 00 N=2
FT 6 + YRS.	(N/A)	\$22. 89 N=1	\$125. 00 N=0	\$450. 00 N=0
PT 6 + YRS.	\$4. 00 N=0	(N/A)	\$95. 00 N=0	\$279. 00 N=1
<hr/>				
FAMILY DAY CARE HOMES	HOURLY	DAILY	WEEKLY	MONTHLY
FT UNDER 2 YRS.	(N/A)	\$25. 00 N=9	\$125. 00 N=0	\$541. 50 *
PT UNDER 2 YRS.	\$4. 00 N=3	(N/A)	\$100. 00 N=1	\$433. 00 *
FT 2- 5 YRS.	(N/A)	\$20. 00 N=12	\$120. 00 N=0	\$519. 50 *
PT 2- 5 YRS.	\$3. 75 N=5	(N/A)	\$92. 00 N=0	\$398. 50 *
FT 6 + YRS.	(N/A)	\$24. 29 N=14	\$110. 00 N=0	\$476. 50 *
PT 6 + YRS.	\$4. 00 N=6	(N/A)	\$90. 00 N=0	\$389. 50 *
<hr/>				
IN- HOME/EXEMPT(**)	HOURLY	DAILY	WEEKLY	MONTHLY
FT UNDER 2 YRS.	(N/A)	\$22. 50	\$112. 50	\$487. 50
PT UNDER 2 YRS.	\$2. 50			
FT 2- 5 YRS.	(N/A)	\$18. 00	\$108. 00	\$467. 50
PT 2- 5 YRS.	\$2. 40			
FT 6 + YRS.	(N/A)	\$21. 86	\$99. 00	\$429. 00
PT 6 + YRS.	\$2. 20			

(.) =FEWER THAN THREE PROVIDERS

(*) =CALCULATED FROM WEEKLY RATE (WEEKLY*4. 33)

(**) =HOURLY REIMBURSEMENT ONLY FOR PART- TIME IN- HOME/EXEMPT

MENDOCINO
 2002 REGIONAL MARKET RATE CEILINGS\NEW METHODOLOGY
 FOR CALIFORNIA CHILD CARE PROVIDERS
 85th PERCENTILE CEILING RATES

CHILD CARE CENTERS	HOURLY	DAILY	WEEKLY	MONTHLY
FT UNDER 2 YRS.	(N/A)	\$32. 00 N=0	\$160. 00 N=0	\$531. 00 N=0
PT UNDER 2 YRS.	. N=1	(N/A)	. N=0	\$385. 00 N=0
FT 2- 5 YRS.	(N/A)	\$24. 07 N=1	\$112. 00 N=0	\$420. 00 N=5
PT 2- 5 YRS.	\$3. 15 N=3	(N/A)	\$133. 00 N=0	\$293. 00 N=11
FT 6 + YRS.	(N/A)	\$22. 50 N=1	\$95. 00 N=0	\$400. 00 N=2
PT 6 + YRS.	\$2. 90 N=5	(N/A)	\$60. 00 N=0	\$250. 00 N=0
<hr/>				
FAMILY DAY CARE HOMES	HOURLY	DAILY	WEEKLY	MONTHLY
FT UNDER 2 YRS.	(N/A)	\$25. 00 N=3	\$125. 00 N=1	\$541. 50 *
PT UNDER 2 YRS.	\$3. 25 N=21	(N/A)	\$90. 00 N=0	\$389. 50 *
FT 2- 5 YRS.	(N/A)	\$25. 00 N=3	\$120. 00 N=2	\$519. 50 *
PT 2- 5 YRS.	\$3. 25 N=50	(N/A)	\$90. 00 N=2	\$389. 50 *
FT 6 + YRS.	(N/A)	\$20. 52 N=3	\$120. 00 N=1	\$519. 50 *
PT 6 + YRS.	\$3. 00 N=52	(N/A)	\$84. 00 N=1	\$363. 50 *
<hr/>				
IN- HOME/EXEMPT(**)	HOURLY	DAILY	WEEKLY	MONTHLY
FT UNDER 2 YRS.	(N/A)	\$22. 50	\$112. 50	\$487. 50
PT UNDER 2 YRS.	\$2. 50			
FT 2- 5 YRS.	(N/A)	\$22. 50	\$108. 00	\$467. 50
PT 2- 5 YRS.	\$2. 40			
FT 6 + YRS.	(N/A)	\$18. 47	\$108. 00	\$467. 50
PT 6 + YRS.	\$2. 40			

(.) =FEWER THAN THREE PROVIDERS

(*) =CALCULATED FROM WEEKLY RATE (WEEKLY*4. 33)

(**) =HOURLY REIMBURSEMENT ONLY FOR PART- TIME IN- HOME/EXEMPT

MERCED
 2002 REGIONAL MARKET RATE CEILINGS\NEW METHODOLOGY
 FOR CALIFORNIA CHILD CARE PROVIDERS
 85th PERCENTILE CEILING RATES

CHILD CARE CENTERS	HOURLY	DAILY	WEEKLY	MONTHLY
FT UNDER 2 YRS.	(N/A)	\$36. 00 N=0	\$173. 00 N=1	\$657. 00 N=0
PT UNDER 2 YRS.	\$3. 50 N=0	(N/A)	\$126. 00 N=0	\$421. 00 N=0
FT 2- 5 YRS.	(N/A)	\$25. 38 N=2	\$135. 00 N=3	\$390. 00 N=8
PT 2- 5 YRS.	\$4. 22 N=3	(N/A)	\$104. 00 N=1	\$270. 00 N=9
FT 6 + YRS.	(N/A)	\$22. 89 N=1	\$105. 00 N=3	\$370. 00 N=4
PT 6 + YRS.	\$3. 26 N=3	(N/A)	\$95. 00 N=2	\$279. 00 N=5
<hr/>				
FAMILY DAY CARE HOMES	HOURLY	DAILY	WEEKLY	MONTHLY
FT UNDER 2 YRS.	(N/A)	\$22. 00 N=15	\$120. 00 N=32	\$519. 50 *
PT UNDER 2 YRS.	\$4. 32 N=21	(N/A)	\$97. 50 N=8	\$422. 00 *
FT 2- 5 YRS.	(N/A)	\$21. 71 N=23	\$110. 00 N=38	\$476. 50 *
PT 2- 5 YRS.	\$4. 30 N=29	(N/A)	\$80. 00 N=9	\$346. 50 *
FT 6 + YRS.	(N/A)	\$22. 60 N=22	\$100. 00 N=35	\$433. 00 *
PT 6 + YRS.	\$4. 30 N=46	(N/A)	\$75. 00 N=11	\$325. 00 *
<hr/>				
IN- HOME/EXEMPT(**)	HOURLY	DAILY	WEEKLY	MONTHLY
FT UNDER 2 YRS.	(N/A)	\$19. 80	\$108. 00	\$467. 50
PT UNDER 2 YRS.	\$2. 40			
FT 2- 5 YRS.	(N/A)	\$19. 54	\$99. 00	\$429. 00
PT 2- 5 YRS.	\$2. 20			
FT 6 + YRS.	(N/A)	\$20. 34	\$90. 00	\$389. 50
PT 6 + YRS.	\$2. 00			

(.) =FEWER THAN THREE PROVIDERS

(*) =CALCULATED FROM WEEKLY RATE (WEEKLY*4. 33)

(**) =HOURLY REIMBURSEMENT ONLY FOR PART- TIME IN- HOME/EXEMPT

MODOC
 2002 REGIONAL MARKET RATE CEILINGS\NEW METHODOLOGY
 FOR CALIFORNIA CHILD CARE PROVIDERS
 85th PERCENTILE CEILING RATES

CHILD CARE CENTERS	HOURLY	DAILY	WEEKLY	MONTHLY
FT UNDER 2 YRS.	(N/A)	\$32. 00 N=0	\$160. 00 N=0	\$531. 00 N=0
PT UNDER 2 YRS.	.	(N/A)	.	\$385. 00 N=0
FT 2- 5 YRS.	(N/A)	\$24. 07 N=0	\$112. 00 N=0	\$420. 00 N=0
PT 2- 5 YRS.	\$3. 00 N=3	(N/A)	\$133. 00 N=0	\$280. 00 N=0
FT 6 + YRS.	(N/A)	\$22. 50 N=0	\$95. 00 N=0	\$400. 00 N=0
PT 6 + YRS.	\$2. 90 N=0	(N/A)	\$60. 00 N=0	\$250. 00 N=0
<hr/>				
FAMILY DAY CARE HOMES	HOURLY	DAILY	WEEKLY	MONTHLY
FT UNDER 2 YRS.	(N/A)	\$25. 00 N=2	\$125. 00 N=0	\$541. 50 *
PT UNDER 2 YRS.	\$3. 05 N=2	(N/A)	\$90. 00 N=0	\$389. 50 *
FT 2- 5 YRS.	(N/A)	\$20. 00 N=4	\$120. 00 N=0	\$519. 50 *
PT 2- 5 YRS.	\$2. 50 N=3	(N/A)	\$90. 00 N=0	\$389. 50 *
FT 6 + YRS.	(N/A)	\$20. 00 N=5	\$120. 00 N=0	\$519. 50 *
PT 6 + YRS.	\$2. 50 N=3	(N/A)	\$84. 00 N=0	\$363. 50 *
<hr/>				
IN- HOME/EXEMPT(**)	HOURLY	DAILY	WEEKLY	MONTHLY
FT UNDER 2 YRS.	(N/A)	\$22. 50	\$112. 50	\$487. 50
PT UNDER 2 YRS.	\$2. 50			
FT 2- 5 YRS.	(N/A)	\$18. 00	\$108. 00	\$467. 50
PT 2- 5 YRS.	\$2. 40			
FT 6 + YRS.	(N/A)	\$18. 00	\$108. 00	\$467. 50
PT 6 + YRS.	\$2. 40			

(.) =FEWER THAN THREE PROVIDERS

(*) =CALCULATED FROM WEEKLY RATE (WEEKLY*4. 33)

(**) =HOURLY REIMBURSEMENT ONLY FOR PART-TIME IN-HOME/EXEMPT

MONO
 2002 REGIONAL MARKET RATE CEILINGS\NEW METHODOLOGY
 FOR CALIFORNIA CHILD CARE PROVIDERS
 85th PERCENTILE CEILING RATES

CHILD CARE CENTERS	HOURLY	DAILY	WEEKLY	MONTHLY
FT UNDER 2 YRS.	(N/A)	\$36. 00 N=0	\$173. 00 N=0	\$657. 00 N=0
PT UNDER 2 YRS.	\$3. 50 N=0	(N/A)	\$126. 00 N=0	\$421. 00 N=0
FT 2- 5 YRS.	(N/A)	\$25. 38 N=1	\$135. 00 N=0	\$486. 00 N=1
PT 2- 5 YRS.	\$4. 22 N=0	(N/A)	\$104. 00 N=0	\$323. 00 N=1
FT 6 + YRS.	(N/A)	\$22. 89 N=0	\$125. 00 N=0	\$450. 00 N=1
PT 6 + YRS.	\$4. 00 N=0	(N/A)	\$95. 00 N=0	\$279. 00 N=1
<hr/>				
FAMILY DAY CARE HOMES	HOURLY	DAILY	WEEKLY	MONTHLY
FT UNDER 2 YRS.	(N/A)	\$26. 00 N=2	\$125. 00 N=1	\$541. 50 *
PT UNDER 2 YRS.	\$3. 25 N=5	(N/A)	\$100. 00 N=0	\$433. 00 *
FT 2- 5 YRS.	(N/A)	\$25. 00 N=2	\$120. 00 N=0	\$519. 50 *
PT 2- 5 YRS.	\$4. 00 N=8	(N/A)	\$92. 00 N=0	\$398. 50 *
FT 6 + YRS.	(N/A)	\$24. 29 N=0	\$110. 00 N=0	\$476. 50 *
PT 6 + YRS.	\$4. 00 N=6	(N/A)	\$90. 00 N=0	\$389. 50 *
<hr/>				
IN- HOME/EXEMPT(**)	HOURLY	DAILY	WEEKLY	MONTHLY
FT UNDER 2 YRS.	(N/A)	\$23. 40	\$112. 50	\$487. 50
PT UNDER 2 YRS.	\$2. 50			
FT 2- 5 YRS.	(N/A)	\$22. 50	\$108. 00	\$467. 50
PT 2- 5 YRS.	\$2. 40			
FT 6 + YRS.	(N/A)	\$21. 86	\$99. 00	\$429. 00
PT 6 + YRS.	\$2. 20			

(.) =FEWER THAN THREE PROVIDERS

(*) =CALCULATED FROM WEEKLY RATE (WEEKLY*4. 33)

(**) =HOURLY REIMBURSEMENT ONLY FOR PART- TIME IN- HOME/EXEMPT

MONTEREY
 2002 REGIONAL MARKET RATE CEILINGS NEW METHODOLOGY
 FOR CALIFORNIA CHILD CARE PROVIDERS
 85th PERCENTILE CEILING RATES

CHILD CARE CENTERS	HOURLY	DAILY	WEEKLY	MONTHLY
FT UNDER 2 YRS.	(N/A)	\$36.00 N=0	\$173.00 N=0	\$657.00 N=4
PT UNDER 2 YRS.	\$3.50 N=0	(N/A)	\$126.00 N=0	\$421.00 N=2
FT 2-5 YRS.	(N/A)	\$22.05 N=4	\$135.00 N=4	\$625.00 N=23
PT 2-5 YRS.	\$4.22 N=1	(N/A)	\$105.00 N=3	\$360.00 N=26
FT 6 + YRS.	(N/A)	\$22.89 N=2	\$115.00 N=4	\$525.00 N=5
PT 6 + YRS.	\$4.00 N=1	(N/A)	\$95.00 N=1	\$255.00 N=6
<hr/>				
FAMILY DAY CARE HOMES	HOURLY	DAILY	WEEKLY	MONTHLY
FT UNDER 2 YRS.	(N/A)	\$28.00 N=24	\$140.00 N=56	\$606.00 *
PT UNDER 2 YRS.	\$4.15 N=23	(N/A)	\$100.00 N=3	\$433.00 *
FT 2-5 YRS.	(N/A)	\$25.00 N=32	\$125.00 N=63	\$541.50 *
PT 2-5 YRS.	\$3.75 N=39	(N/A)	\$85.00 N=11	\$368.00 *
FT 6 + YRS.	(N/A)	\$25.00 N=33	\$115.00 N=46	\$498.00 *
PT 6 + YRS.	\$3.50 N=62	(N/A)	\$75.00 N=33	\$325.00 *
<hr/>				
IN-HOME/EXEMPT(**)	HOURLY	DAILY	WEEKLY	MONTHLY
FT UNDER 2 YRS.	(N/A)	\$25.20	\$126.00	\$545.50
PT UNDER 2 YRS.	\$2.80			
FT 2-5 YRS.	(N/A)	\$22.50	\$112.50	\$487.50
PT 2-5 YRS.	\$2.50			
FT 6 + YRS.	(N/A)	\$22.50	\$103.50	\$448.00
PT 6 + YRS.	\$2.30			

(.) =FEWER THAN THREE PROVIDERS

(*) =CALCULATED FROM WEEKLY RATE (WEEKLY*4.33)

(**) =HOURLY REIMBURSEMENT ONLY FOR PART-TIME IN-HOME/EXEMPT

NAPA
 2002 REGIONAL MARKET RATE CEILINGS NEW METHODOLOGY
 FOR CALIFORNIA CHILD CARE PROVIDERS
 85th PERCENTILE CEILING RATES

CHILD CARE CENTERS	HOURLY	DAILY	WEEKLY	MONTHLY
FT UNDER 2 YRS.	(N/A)	\$39. 50 N=1	\$285. 00 N=3	\$1168. 50 N=3
PT UNDER 2 YRS.	\$7. 50 N=0	(N/A)	\$175. 00 N=1	\$777. 00 N=3
FT 2- 5 YRS.	(N/A)	\$30. 00 N=6	\$150. 00 N=6	\$900. 00 N=19
PT 2- 5 YRS.	\$6. 50 N=2	(N/A)	\$124. 00 N=7	\$550. 00 N=12
FT 6 + YRS.	(N/A)	\$35. 00 N=1	\$135. 00 N=6	\$680. 00 N=4
PT 6 + YRS.	\$4. 86 N=3	(N/A)	\$100. 00 N=5	\$440. 00 N=4
<hr/>				
FAMILY DAY CARE HOMES	HOURLY	DAILY	WEEKLY	MONTHLY
FT UNDER 2 YRS.	(N/A)	\$36. 00 N=37	\$190. 00 N=15	\$822. 50 *
PT UNDER 2 YRS.	\$7. 00 N=3	(N/A)	\$145. 00 N=1	\$628. 00 *
FT 2- 5 YRS.	(N/A)	\$30. 00 N=43	\$150. 00 N=20	\$649. 50 *
PT 2- 5 YRS.	\$6. 50 N=6	(N/A)	\$150. 00 N=3	\$649. 50 *
FT 6 + YRS.	(N/A)	\$30. 00 N=28	\$150. 00 N=9	\$649. 50 *
PT 6 + YRS.	\$5. 00 N=14	(N/A)	\$100. 00 N=9	\$433. 00 *
<hr/>				
IN-HOME/EXEMPT(**)	HOURLY	DAILY	WEEKLY	MONTHLY
FT UNDER 2 YRS.	(N/A)	\$32. 40	\$171. 00	\$740. 50
PT UNDER 2 YRS.	\$3. 80			
FT 2- 5 YRS.	(N/A)	\$27. 00	\$135. 00	\$584. 50
PT 2- 5 YRS.	\$3. 00			
FT 6 + YRS.	(N/A)	\$27. 00	\$135. 00	\$584. 50
PT 6 + YRS.	\$3. 00			

(.) =FEWER THAN THREE PROVIDERS

(*) =CALCULATED FROM WEEKLY RATE (WEEKLY*4. 33)

(**) =HOURLY REIMBURSEMENT ONLY FOR PART-TIME IN-HOME/EXEMPT

NEVADA
 2002 REGIONAL MARKET RATE CEILINGS NEW METHODOLOGY
 FOR CALIFORNIA CHILD CARE PROVIDERS
 85th PERCENTILE CEILING RATES

CHILD CARE CENTERS	HOURLY	DAILY	WEEKLY	MONTHLY
FT UNDER 2 YRS.	(N/A)	\$40.00 N=2	\$195.00 N=0	\$845.00 N=2
PT UNDER 2 YRS.	.	(N/A)	\$159.00 N=0	\$611.00 N=1
FT 2-5 YRS.	(N/A)	\$20.42 N=7	\$160.00 N=0	\$500.00 N=11
PT 2-5 YRS.	\$3.50 N=1	(N/A)	\$137.00 N=1	\$405.00 N=11
FT 6 + YRS.	(N/A)	\$20.56 N=14	\$145.00 N=0	\$480.00 N=4
PT 6 + YRS.	\$3.50 N=3	(N/A)	\$106.00 N=0	\$331.00 N=6
<hr/>				
FAMILY DAY CARE HOMES	HOURLY	DAILY	WEEKLY	MONTHLY
FT UNDER 2 YRS.	(N/A)	\$30.00 N=33	\$140.00 N=8	\$606.00 *
PT UNDER 2 YRS.	\$4.25 N=8	(N/A)	\$125.00 N=1	\$541.50 *
FT 2-5 YRS.	(N/A)	\$30.00 N=44	\$140.00 N=9	\$606.00 *
PT 2-5 YRS.	\$4.30 N=17	(N/A)	\$125.00 N=1	\$541.50 *
FT 6 + YRS.	(N/A)	\$22.75 N=21	\$120.00 N=3	\$519.50 *
PT 6 + YRS.	\$4.00 N=13	(N/A)	\$100.00 N=2	\$433.00 *
<hr/>				
IN-HOME/EXEMPT(**)	HOURLY	DAILY	WEEKLY	MONTHLY
FT UNDER 2 YRS.	(N/A)	\$27.00	\$126.00	\$545.50
PT UNDER 2 YRS.	\$2.80			
FT 2-5 YRS.	(N/A)	\$27.00	\$126.00	\$545.50
PT 2-5 YRS.	\$2.80			
FT 6 + YRS.	(N/A)	\$20.48	\$108.00	\$467.50
PT 6 + YRS.	\$2.40			

(.) =FEWER THAN THREE PROVIDERS

(*) =CALCULATED FROM WEEKLY RATE (WEEKLY*4.33)

(**) =HOURLY REIMBURSEMENT ONLY FOR PART-TIME IN-HOME/EXEMPT

ORANGE
 2002 REGIONAL MARKET RATE CEILINGS\NEW METHODOLOGY
 FOR CALIFORNIA CHILD CARE PROVIDERS
 85th PERCENTILE CEILING RATES

CHILD CARE CENTERS	HOURLY	DAILY	WEEKLY	MONTHLY
FT UNDER 2 YRS.	(N/A)	\$39. 00 N=6	\$230. 00 N=52	\$860. 00 N=30
PT UNDER 2 YRS.	\$5. 50 N=0	(N/A)	\$180. 00 N=15	\$620. 00 N=16
FT 2- 5 YRS.	(N/A)	\$27. 59 N=18	\$165. 00 N=131	\$660. 00 N=126
PT 2- 5 YRS.	\$5. 25 N=2	(N/A)	\$132. 00 N=88	\$441. 00 N=154
FT 6 + YRS.	(N/A)	\$24. 00 N=9	\$152. 50 N=97	\$630. 00 N=54
PT 6 + YRS.	\$3. 50 N=4	(N/A)	\$105. 00 N=66	\$370. 50 N=37
<hr/>				
FAMILY DAY CARE HOMES	HOURLY	DAILY	WEEKLY	MONTHLY
FT UNDER 2 YRS.	(N/A)	\$40. 00 N=76	\$155. 00 N=255	\$671. 00 *
PT UNDER 2 YRS.	\$6. 00 N=13	(N/A)	\$150. 00 N=11	\$649. 50 *
FT 2- 5 YRS.	(N/A)	\$36. 67 N=83	\$150. 00 N=251	\$649. 50 *
PT 2- 5 YRS.	\$5. 00 N=24	(N/A)	\$125. 00 N=24	\$541. 50 *
FT 6 + YRS.	(N/A)	\$30. 00 N=43	\$143. 00 N=104	\$619. 00 *
PT 6 + YRS.	\$5. 25 N=26	(N/A)	\$115. 00 N=58	\$498. 00 *
<hr/>				
IN- HOME/EXEMPT(**)	HOURLY	DAILY	WEEKLY	MONTHLY
FT UNDER 2 YRS.	(N/A)	\$36. 00	\$139. 50	\$604. 00
PT UNDER 2 YRS.	\$3. 10			
FT 2- 5 YRS.	(N/A)	\$33. 00	\$135. 00	\$584. 50
PT 2- 5 YRS.	\$3. 00			
FT 6 + YRS.	(N/A)	\$27. 00	\$128. 50	\$557. 00
PT 6 + YRS.	\$2. 86			

(.) =FEWER THAN THREE PROVIDERS

(*) =CALCULATED FROM WEEKLY RATE (WEEKLY*4. 33)

(**) =HOURLY REIMBURSEMENT ONLY FOR PART- TIME IN- HOME/EXEMPT

PLACER
 2002 REGIONAL MARKET RATE CEILINGS NEW METHODOLOGY
 FOR CALIFORNIA CHILD CARE PROVIDERS
 85th PERCENTILE CEILING RATES

CHILD CARE CENTERS	HOURLY	DAILY	WEEKLY	MONTHLY
FT UNDER 2 YRS.	(N/A)	\$40.00 N=2	\$202.00 N=9	\$800.00 N=3
PT UNDER 2 YRS.	.	(N/A)	\$155.00 N=4	\$611.00 N=1
FT 2-5 YRS.	(N/A)	\$20.00 N=10	\$160.00 N=14	\$600.00 N=14
PT 2-5 YRS.	\$3.50 N=3	(N/A)	\$132.00 N=14	\$355.00 N=21
FT 6 + YRS.	(N/A)	\$18.52 N=24	\$153.00 N=11	\$525.00 N=8
PT 6 + YRS.	\$3.50 N=2	(N/A)	\$114.00 N=6	\$281.50 N=9
<hr/>				
FAMILY DAY CARE HOMES	HOURLY	DAILY	WEEKLY	MONTHLY
FT UNDER 2 YRS.	(N/A)	\$32.50 N=68	\$150.00 N=31	\$649.50 *
PT UNDER 2 YRS.	\$4.46 N=1	(N/A)	\$125.00 N=2	\$541.50 *
FT 2-5 YRS.	(N/A)	\$30.00 N=81	\$135.00 N=27	\$584.50 *
PT 2-5 YRS.	\$5.00 N=8	(N/A)	\$105.00 N=6	\$454.50 *
FT 6 + YRS.	(N/A)	\$25.00 N=54	\$125.00 N=18	\$541.50 *
PT 6 + YRS.	\$4.00 N=16	(N/A)	\$100.00 N=13	\$433.00 *
<hr/>				
IN-HOME/EXEMPT(**)	HOURLY	DAILY	WEEKLY	MONTHLY
FT UNDER 2 YRS.	(N/A)	\$29.25	\$135.00	\$584.50
PT UNDER 2 YRS.	\$3.00			
FT 2-5 YRS.	(N/A)	\$27.00	\$121.50	\$526.00
PT 2-5 YRS.	\$2.70			
FT 6 + YRS.	(N/A)	\$22.50	\$112.50	\$487.50
PT 6 + YRS.	\$2.50			

(.) =FEWER THAN THREE PROVIDERS

(*) =CALCULATED FROM WEEKLY RATE (WEEKLY*4.33)

(**) =HOURLY REIMBURSEMENT ONLY FOR PART-TIME IN-HOME/EXEMPT

PLUMAS
 2002 REGIONAL MARKET RATE CEILINGS NEW METHODOLOGY
 FOR CALIFORNIA CHILD CARE PROVIDERS
 85th PERCENTILE CEILING RATES

CHILD CARE CENTERS	HOURLY	DAILY	WEEKLY	MONTHLY
FT UNDER 2 YRS.	(N/A)	\$32. 00 N=0	\$160. 00 N=0	\$531. 00 N=0
PT UNDER 2 YRS.	.	(N/A)	.	\$385. 00 N=0
FT 2- 5 YRS.	(N/A)	\$24. 07 N=2	\$112. 00 N=0	\$420. 00 N=0
PT 2- 5 YRS.	\$3. 45 N=0	(N/A)	\$133. 00 N=0	\$280. 00 N=0
FT 6 + YRS.	(N/A)	\$22. 50 N=1	\$95. 00 N=0	\$400. 00 N=0
PT 6 + YRS.	\$2. 90 N=0	(N/A)	\$60. 00 N=0	\$250. 00 N=0
<hr/>				
FAMILY DAY CARE HOMES	HOURLY	DAILY	WEEKLY	MONTHLY
FT UNDER 2 YRS.	(N/A)	\$25. 00 N=8	\$125. 00 N=0	\$541. 50 *
PT UNDER 2 YRS.	\$2. 50 N=7	(N/A)	\$90. 00 N=0	\$389. 50 *
FT 2- 5 YRS.	(N/A)	\$20. 00 N=9	\$120. 00 N=0	\$519. 50 *
PT 2- 5 YRS.	\$2. 50 N=14	(N/A)	\$90. 00 N=0	\$389. 50 *
FT 6 + YRS.	(N/A)	\$17. 50 N=10	\$120. 00 N=0	\$519. 50 *
PT 6 + YRS.	\$2. 50 N=14	(N/A)	\$84. 00 N=0	\$363. 50 *
<hr/>				
IN-HOME/EXEMPT(**)	HOURLY	DAILY	WEEKLY	MONTHLY
FT UNDER 2 YRS.	(N/A)	\$22. 50	\$112. 50	\$487. 50
PT UNDER 2 YRS.	\$2. 50			
FT 2- 5 YRS.	(N/A)	\$18. 00	\$108. 00	\$467. 50
PT 2- 5 YRS.	\$2. 40			
FT 6 + YRS.	(N/A)	\$15. 75	\$108. 00	\$467. 50
PT 6 + YRS.	\$2. 40			

(.) =FEWER THAN THREE PROVIDERS

(*) =CALCULATED FROM WEEKLY RATE (WEEKLY*4. 33)

(**) =HOURLY REIMBURSEMENT ONLY FOR PART-TIME IN-HOME/EXEMPT

RIVERSIDE
 2002 REGIONAL MARKET RATE CEILINGS NEW METHODOLOGY
 FOR CALIFORNIA CHILD CARE PROVIDERS
 85th PERCENTILE CEILING RATES

CHILD CARE CENTERS	HOURLY	DAILY	WEEKLY	MONTHLY
FT UNDER 2 YRS.	(N/A)	\$39. 00 N=1	\$201. 00 N=35	\$700. 00 N=7
PT UNDER 2 YRS.	\$5. 50 N=0	(N/A)	\$126. 00 N=15	\$620. 00 N=4
FT 2- 5 YRS.	(N/A)	\$27. 00 N=10	\$144. 00 N=71	\$485. 00 N=52
PT 2- 5 YRS.	\$5. 25 N=1	(N/A)	\$108. 00 N=59	\$340. 00 N=41
FT 6 + YRS.	(N/A)	\$21. 07 N=10	\$141. 00 N=60	\$548. 00 N=16
PT 6 + YRS.	\$3. 75 N=5	(N/A)	\$103. 00 N=38	\$335. 00 N=14
<hr/>				
FAMILY DAY CARE HOMES	HOURLY	DAILY	WEEKLY	MONTHLY
FT UNDER 2 YRS.	(N/A)	\$30. 00 N=57	\$131. 50 N=186	\$569. 50 *
PT UNDER 2 YRS.	\$4. 25 N=11	(N/A)	\$105. 00 N=16	\$454. 50 *
FT 2- 5 YRS.	(N/A)	\$29. 00 N=79	\$125. 00 N=219	\$541. 50 *
PT 2- 5 YRS.	\$4. 50 N=30	(N/A)	\$105. 00 N=47	\$454. 50 *
FT 6 + YRS.	(N/A)	\$29. 00 N=65	\$125. 00 N=180	\$541. 50 *
PT 6 + YRS.	\$4. 00 N=42	(N/A)	\$100. 00 N=107	\$433. 00 *
<hr/>				
IN- HOME/EXEMPT(**)	HOURLY	DAILY	WEEKLY	MONTHLY
FT UNDER 2 YRS.	(N/A)	\$27. 00	\$118. 50	\$512. 50
PT UNDER 2 YRS.	\$2. 63			
FT 2- 5 YRS.	(N/A)	\$26. 10	\$112. 50	\$487. 50
PT 2- 5 YRS.	\$2. 50			
FT 6 + YRS.	(N/A)	\$26. 10	\$112. 50	\$487. 50
PT 6 + YRS.	\$2. 50			

(.) =FEWER THAN THREE PROVIDERS

(*) =CALCULATED FROM WEEKLY RATE (WEEKLY*4. 33)

(**) =HOURLY REIMBURSEMENT ONLY FOR PART- TIME IN- HOME/EXEMPT

SACRAMENTO
2002 REGIONAL MARKET RATE CEILINGS NEW METHODOLOGY
FOR CALIFORNIA CHILD CARE PROVIDERS
85th PERCENTILE CEILING RATES

CHILD CARE CENTERS	HOURLY	DAILY	WEEKLY	MONTHLY
FT UNDER 2 YRS.	(N/A)	\$40. 00 N=2	\$195. 00 N=28	\$825. 00 N=14
PT UNDER 2 YRS.	.	(N/A)	\$159. 00 N=10	\$616. 00 N=10
FT 2- 5 YRS.	(N/A)	\$19. 14 N=6	\$160. 00 N=56	\$595. 00 N=55
PT 2- 5 YRS.	\$3. 50 N=0	(N/A)	\$128. 00 N=45	\$410. 00 N=61
FT 6 + YRS.	(N/A)	\$20. 56 N=6	\$142. 00 N=44	\$555. 00 N=23
PT 6 + YRS.	\$3. 50 N=2	(N/A)	\$114. 00 N=37	\$335. 00 N=18
<hr/>				
FAMILY DAY CARE HOMES	HOURLY	DAILY	WEEKLY	MONTHLY
FT UNDER 2 YRS.	(N/A)	\$35. 00 N=81	\$150. 00 N=127	\$649. 50 *
PT UNDER 2 YRS.	\$5. 00 N=18	(N/A)	\$128. 00 N=18	\$554. 00 *
FT 2- 5 YRS.	(N/A)	\$30. 00 N=95	\$135. 00 N=164	\$584. 50 *
PT 2- 5 YRS.	\$5. 00 N=35	(N/A)	\$125. 00 N=19	\$541. 50 *
FT 6 + YRS.	(N/A)	\$27. 00 N=65	\$125. 00 N=131	\$541. 50 *
PT 6 + YRS.	\$5. 00 N=45	(N/A)	\$100. 00 N=74	\$433. 00 *
<hr/>				
IN-HOME/EXEMPT(**)	HOURLY	DAILY	WEEKLY	MONTHLY
FT UNDER 2 YRS.	(N/A)	\$31. 50	\$135. 00	\$584. 50
PT UNDER 2 YRS.	\$3. 00			
FT 2- 5 YRS.	(N/A)	\$27. 00	\$121. 50	\$526. 00
PT 2- 5 YRS.	\$2. 70			
FT 6 + YRS.	(N/A)	\$24. 30	\$112. 50	\$487. 50
PT 6 + YRS.	\$2. 50			

(.) =FEWER THAN THREE PROVIDERS

(*) =CALCULATED FROM WEEKLY RATE (WEEKLY*4. 33)

(**) =HOURLY REIMBURSEMENT ONLY FOR PART-TIME IN-HOME/EXEMPT

SAN BENITO
 2002 REGIONAL MARKET RATE CEILINGS NEW METHODOLOGY
 FOR CALIFORNIA CHILD CARE PROVIDERS
 85th PERCENTILE CEILING RATES

CHILD CARE CENTERS	HOURLY	DAILY	WEEKLY	MONTHLY
FT UNDER 2 YRS.	(N/A)	\$36. 00 N=0	\$173. 00 N=1	\$657. 00 N=0
PT UNDER 2 YRS.	\$3. 50 N=0	(N/A)	\$126. 00 N=0	\$421. 00 N=0
FT 2- 5 YRS.	(N/A)	\$25. 38 N=0	\$135. 00 N=1	\$486. 00 N=1
PT 2- 5 YRS.	\$4. 22 N=0	(N/A)	\$104. 00 N=1	\$360. 00 N=3
FT 6 + YRS.	(N/A)	\$22. 89 N=0	\$125. 00 N=1	\$450. 00 N=0
PT 6 + YRS.	\$4. 00 N=0	(N/A)	\$95. 00 N=1	\$279. 00 N=0
<hr/>				
FAMILY DAY CARE HOMES	HOURLY	DAILY	WEEKLY	MONTHLY
FT UNDER 2 YRS.	(N/A)	\$26. 00 N=1	\$145. 00 N=21	\$628. 00 *
PT UNDER 2 YRS.	\$4. 00 N=4	(N/A)	\$95. 00 N=4	\$411. 50 *
FT 2- 5 YRS.	(N/A)	\$26. 67 N=5	\$130. 00 N=26	\$563. 00 *
PT 2- 5 YRS.	\$3. 93 N=3	(N/A)	\$80. 00 N=6	\$346. 50 *
FT 6 + YRS.	(N/A)	\$25. 00 N=4	\$125. 00 N=16	\$541. 50 *
PT 6 + YRS.	\$4. 00 N=6	(N/A)	\$100. 00 N=16	\$433. 00 *
<hr/>				
IN-HOME/EXEMPT(**)	HOURLY	DAILY	WEEKLY	MONTHLY
FT UNDER 2 YRS.	(N/A)	\$23. 40	\$130. 50	\$565. 00
PT UNDER 2 YRS.	\$2. 90			
FT 2- 5 YRS.	(N/A)	\$24. 00	\$117. 00	\$506. 50
PT 2- 5 YRS.	\$2. 60			
FT 6 + YRS.	(N/A)	\$22. 50	\$112. 50	\$487. 50
PT 6 + YRS.	\$2. 50			

(.) =FEWER THAN THREE PROVIDERS

(*) =CALCULATED FROM WEEKLY RATE (WEEKLY*4. 33)

(**) =HOURLY REIMBURSEMENT ONLY FOR PART-TIME IN-HOME/EXEMPT

SAN BERNARDINO
 2002 REGIONAL MARKET RATE CEILINGS NEW METHODOLOGY
 FOR CALIFORNIA CHILD CARE PROVIDERS
 85th PERCENTILE CEILING RATES

CHILD CARE CENTERS	HOURLY	DAILY	WEEKLY	MONTHLY
FT UNDER 2 YRS.	(N/A)	\$32.39 N=5	\$193.00 N=37	\$865.00 N=7
PT UNDER 2 YRS.	\$5.50 N=1	(N/A)	\$130.00 N=14	\$620.00 N=3
FT 2-5 YRS.	(N/A)	\$24.25 N=19	\$139.00 N=105	\$510.00 N=31
PT 2-5 YRS.	\$5.25 N=1	(N/A)	\$97.50 N=76	\$310.00 N=33
FT 6 + YRS.	(N/A)	\$24.00 N=11	\$126.00 N=90	\$548.00 N=16
PT 6 + YRS.	\$3.25 N=6	(N/A)	\$93.00 N=76	\$384.00 N=12
<hr/>				
FAMILY DAY CARE HOMES	HOURLY	DAILY	WEEKLY	MONTHLY
FT UNDER 2 YRS.	(N/A)	\$27.95 N=27	\$125.00 N=215	\$541.50 *
PT UNDER 2 YRS.	\$5.00 N=11	(N/A)	\$100.00 N=41	\$433.00 *
FT 2-5 YRS.	(N/A)	\$28.00 N=44	\$118.50 N=258	\$513.00 *
PT 2-5 YRS.	\$5.00 N=23	(N/A)	\$100.00 N=90	\$433.00 *
FT 6 + YRS.	(N/A)	\$25.00 N=37	\$114.00 N=254	\$493.50 *
PT 6 + YRS.	\$4.00 N=28	(N/A)	\$90.00 N=180	\$389.50 *
<hr/>				
IN-HOME/EXEMPT(**)	HOURLY	DAILY	WEEKLY	MONTHLY
FT UNDER 2 YRS.	(N/A)	\$25.16	\$112.50	\$487.50
PT UNDER 2 YRS.	\$2.50			
FT 2-5 YRS.	(N/A)	\$25.20	\$106.50	\$461.50
PT 2-5 YRS.	\$2.37			
FT 6 + YRS.	(N/A)	\$22.50	\$102.50	\$444.00
PT 6 + YRS.	\$2.28			

(.) =FEWER THAN THREE PROVIDERS

(*) =CALCULATED FROM WEEKLY RATE (WEEKLY*4.33)

(**) =HOURLY REIMBURSEMENT ONLY FOR PART-TIME IN-HOME/EXEMPT

SAN DIEGO
2002 REGIONAL MARKET RATE CEILINGS NEW METHODOLOGY
FOR CALIFORNIA CHILD CARE PROVIDERS
85th PERCENTILE CEILING RATES

CHILD CARE CENTERS	HOURLY	DAILY	WEEKLY	MONTHLY
FT UNDER 2 YRS.	(N/A)	\$44. 00 N=5	\$227. 00 N=80	\$800. 00 N=21
PT UNDER 2 YRS.	\$5. 50 N=3	(N/A)	\$160. 00 N=33	\$530. 00 N=18
FT 2- 5 YRS.	(N/A)	\$35. 77 N=32	\$160. 00 N=165	\$604. 00 N=166
PT 2- 5 YRS.	\$5. 25 N=13	(N/A)	\$122. 00 N=117	\$390. 00 N=182
FT 6 + YRS.	(N/A)	\$24. 00 N=11	\$153. 00 N=112	\$515. 00 N=46
PT 6 + YRS.	\$3. 15 N=18	(N/A)	\$98. 00 N=79	\$348. 00 N=52
<hr/>				
FAMILY DAY CARE HOMES	HOURLY	DAILY	WEEKLY	MONTHLY
FT UNDER 2 YRS.	(N/A)	\$37. 00 N=49	\$150. 00 N=298	\$649. 50 *
PT UNDER 2 YRS.	\$5. 00 N=24	(N/A)	\$130. 00 N=26	\$563. 00 *
FT 2- 5 YRS.	(N/A)	\$35. 00 N=44	\$145. 00 N=339	\$628. 00 *
PT 2- 5 YRS.	\$5. 00 N=38	(N/A)	\$120. 00 N=68	\$519. 50 *
FT 6 + YRS.	(N/A)	\$30. 00 N=29	\$135. 00 N=231	\$584. 50 *
PT 6 + YRS.	\$5. 00 N=49	(N/A)	\$114. 50 N=108	\$496. 00 *
<hr/>				
IN- HOME/EXEMPT(**)	HOURLY	DAILY	WEEKLY	MONTHLY
FT UNDER 2 YRS.	(N/A)	\$33. 30	\$135. 00	\$584. 50
PT UNDER 2 YRS.	\$3. 00			
FT 2- 5 YRS.	(N/A)	\$31. 50	\$130. 50	\$565. 00
PT 2- 5 YRS.	\$2. 90			
FT 6 + YRS.	(N/A)	\$27. 00	\$121. 50	\$526. 00
PT 6 + YRS.	\$2. 70			

(.) =FEWER THAN THREE PROVIDERS

(*) =CALCULATED FROM WEEKLY RATE (WEEKLY*4. 33)

(**) =HOURLY REIMBURSEMENT ONLY FOR PART- TIME IN- HOME/EXEMPT

SAN FRANCISCO
 2002 REGIONAL MARKET RATE CEILINGS NEW METHODOLOGY
 FOR CALIFORNIA CHILD CARE PROVIDERS
 85th PERCENTILE CEILING RATES

CHILD CARE CENTERS	HOURLY	DAILY	WEEKLY	MONTHLY
FT UNDER 2 YRS.	(N/A)	\$39. 50 N=0	\$285. 00 N=1	\$1200. 00 N=13
PT UNDER 2 YRS.	\$7. 50 N=0	(N/A)	\$175. 00 N=0	\$845. 00 N=7
FT 2- 5 YRS.	(N/A)	\$36. 15 N=3	\$182. 00 N=0	\$900. 00 N=55
PT 2- 5 YRS.	\$6. 50 N=2	(N/A)	\$144. 00 N=1	\$660. 00 N=49
FT 6 + YRS.	(N/A)	\$32. 00 N=6	\$150. 00 N=3	\$625. 00 N=5
PT 6 + YRS.	\$5. 75 N=3	(N/A)	\$120. 00 N=2	\$440. 00 N=15
<hr/>				
FAMILY DAY CARE HOMES	HOURLY	DAILY	WEEKLY	MONTHLY
FT UNDER 2 YRS.	(N/A)	\$54. 00 N=54	\$225. 00 N=49	\$974. 50 *
PT UNDER 2 YRS.	\$8. 00 N=14	(N/A)	\$145. 00 N=1	\$628. 00 *
FT 2- 5 YRS.	(N/A)	\$47. 50 N=56	\$200. 00 N=50	\$866. 00 *
PT 2- 5 YRS.	\$8. 00 N=24	(N/A)	\$144. 00 N=4	\$623. 50 *
FT 6 + YRS.	(N/A)	\$45. 00 N=34	\$150. 00 N=19	\$649. 50 *
PT 6 + YRS.	\$8. 00 N=32	(N/A)	\$115. 00 N=1	\$498. 00 *
<hr/>				
IN-HOME/EXEMPT(**)	HOURLY	DAILY	WEEKLY	MONTHLY
FT UNDER 2 YRS.	(N/A)	\$48. 60	\$202. 50	\$877. 00
PT UNDER 2 YRS.	\$4. 50			
FT 2- 5 YRS.	(N/A)	\$42. 75	\$180. 00	\$779. 50
PT 2- 5 YRS.	\$4. 00			
FT 6 + YRS.	(N/A)	\$40. 50	\$135. 00	\$584. 50
PT 6 + YRS.	\$3. 00			

(.) =FEWER THAN THREE PROVIDERS

(*) =CALCULATED FROM WEEKLY RATE (WEEKLY*4. 33)

(**) =HOURLY REIMBURSEMENT ONLY FOR PART-TIME IN-HOME/EXEMPT

SAN JOAQUIN
 2002 REGIONAL MARKET RATE CEILINGS NEW METHODOLOGY
 FOR CALIFORNIA CHILD CARE PROVIDERS
 85th PERCENTILE CEILING RATES

CHILD CARE CENTERS	HOURLY	DAILY	WEEKLY	MONTHLY
FT UNDER 2 YRS.	(N/A)	\$27. 80 N=1	\$174. 50 N=9	\$559. 00 N=0
PT UNDER 2 YRS.	\$5. 25 N=1	(N/A)	\$128. 00 N=5	. N=0
FT 2- 5 YRS.	(N/A)	\$18. 87 N=7	\$130. 00 N=31	\$451. 00 N=13
PT 2- 5 YRS.	\$5. 00 N=3	(N/A)	\$96. 00 N=21	\$368. 00 N=24
FT 6 + YRS.	(N/A)	\$20. 00 N=8	\$122. 00 N=19	\$400. 00 N=4
PT 6 + YRS.	\$3. 00 N=5	(N/A)	\$94. 50 N=15	\$245. 00 N=8
<hr/>				
FAMILY DAY CARE HOMES	HOURLY	DAILY	WEEKLY	MONTHLY
FT UNDER 2 YRS.	(N/A)	\$30. 00 N=25	\$135. 00 N=141	\$584. 50 *
PT UNDER 2 YRS.	\$4. 00 N=14	(N/A)	\$109. 00 N=12	\$472. 00 *
FT 2- 5 YRS.	(N/A)	\$25. 00 N=35	\$125. 00 N=161	\$541. 50 *
PT 2- 5 YRS.	\$4. 50 N=27	(N/A)	\$106. 00 N=36	\$459. 00 *
FT 6 + YRS.	(N/A)	\$25. 00 N=22	\$120. 00 N=132	\$519. 50 *
PT 6 + YRS.	\$5. 00 N=36	(N/A)	\$95. 00 N=77	\$411. 50 *
<hr/>				
IN-HOME/EXEMPT(**)	HOURLY	DAILY	WEEKLY	MONTHLY
FT UNDER 2 YRS.	(N/A)	\$27. 00	\$121. 50	\$526. 00
PT UNDER 2 YRS.	\$2. 70			
FT 2- 5 YRS.	(N/A)	\$22. 50	\$112. 50	\$487. 50
PT 2- 5 YRS.	\$2. 50			
FT 6 + YRS.	(N/A)	\$22. 50	\$108. 00	\$467. 50
PT 6 + YRS.	\$2. 40			

(.) =FEWER THAN THREE PROVIDERS

(*) =CALCULATED FROM WEEKLY RATE (WEEKLY*4. 33)

(**) =HOURLY REIMBURSEMENT ONLY FOR PART-TIME IN-HOME/EXEMPT

SAN LUIS OBISPO
 2002 REGIONAL MARKET RATE CEILINGS NEW METHODOLOGY
 FOR CALIFORNIA CHILD CARE PROVIDERS
 85th PERCENTILE CEILING RATES

CHILD CARE CENTERS	HOURLY	DAILY	WEEKLY	MONTHLY
FT UNDER 2 YRS.	(N/A)	\$36. 00 N=2	\$173. 00 N=2	\$657. 00 N=2
PT UNDER 2 YRS.	\$3. 50 N=0	(N/A)	\$126. 00 N=1	\$421. 00 N=5
FT 2- 5 YRS.	(N/A)	\$25. 25 N=8	\$115. 00 N=5	\$500. 00 N=27
PT 2- 5 YRS.	\$4. 22 N=4	(N/A)	\$104. 00 N=6	\$280. 00 N=28
FT 6 + YRS.	(N/A)	\$22. 89 N=9	\$112. 00 N=6	\$400. 00 N=5
PT 6 + YRS.	\$4. 00 N=5	(N/A)	\$95. 00 N=2	\$279. 00 N=9
<hr/>				
FAMILY DAY CARE HOMES	HOURLY	DAILY	WEEKLY	MONTHLY
FT UNDER 2 YRS.	(N/A)	\$26. 00 N=29	\$125. 00 N=41	\$541. 50 *
PT UNDER 2 YRS.	\$3. 50 N=21	(N/A)	\$100. 00 N=1	\$433. 00 *
FT 2- 5 YRS.	(N/A)	\$25. 00 N=40	\$125. 00 N=40	\$541. 50 *
PT 2- 5 YRS.	\$3. 50 N=27	(N/A)	\$80. 00 N=4	\$346. 50 *
FT 6 + YRS.	(N/A)	\$25. 00 N=28	\$125. 00 N=22	\$541. 50 *
PT 6 + YRS.	\$3. 50 N=35	(N/A)	\$90. 00 N=4	\$389. 50 *
<hr/>				
IN-HOME/EXEMPT(**)	HOURLY	DAILY	WEEKLY	MONTHLY
FT UNDER 2 YRS.	(N/A)	\$23. 40	\$112. 50	\$487. 50
PT UNDER 2 YRS.	\$2. 50			
FT 2- 5 YRS.	(N/A)	\$22. 50	\$112. 50	\$487. 50
PT 2- 5 YRS.	\$2. 50			
FT 6 + YRS.	(N/A)	\$22. 50	\$112. 50	\$487. 50
PT 6 + YRS.	\$2. 50			

(.) =FEWER THAN THREE PROVIDERS

(*) =CALCULATED FROM WEEKLY RATE (WEEKLY*4. 33)

(**) =HOURLY REIMBURSEMENT ONLY FOR PART-TIME IN-HOME/EXEMPT

SAN MATEO
 2002 REGIONAL MARKET RATE CEILINGS NEW METHODOLOGY
 FOR CALIFORNIA CHILD CARE PROVIDERS
 85th PERCENTILE CEILING RATES

CHILD CARE CENTERS	HOURLY	DAILY	WEEKLY	MONTHLY
FT UNDER 2 YRS.	(N/A)	\$39. 50 N=1	\$285. 00 N=1	\$1100. 00 N=10
PT UNDER 2 YRS.	\$7. 50 N=0	(N/A)	\$175. 00 N=0	\$845. 00 N=9
FT 2- 5 YRS.	(N/A)	\$36. 15 N=2	\$162. 50 N=10	\$868. 00 N=72
PT 2- 5 YRS.	\$6. 50 N=2	(N/A)	\$125. 00 N=9	\$600. 00 N=90
FT 6 + YRS.	(N/A)	\$37. 00 N=8	\$165. 00 N=10	\$605. 00 N=11
PT 6 + YRS.	\$5. 25 N=2	(N/A)	\$120. 00 N=1	\$435. 00 N=21
<hr/>				
FAMILY DAY CARE HOMES	HOURLY	DAILY	WEEKLY	MONTHLY
FT UNDER 2 YRS.	(N/A)	\$55. 00 N=60	\$220. 00 N=106	\$952. 50 *
PT UNDER 2 YRS.	\$7. 00 N=12	(N/A)	\$135. 00 N=10	\$584. 50 *
FT 2- 5 YRS.	(N/A)	\$50. 00 N=65	\$200. 00 N=112	\$866. 00 *
PT 2- 5 YRS.	\$7. 00 N=25	(N/A)	\$135. 00 N=15	\$584. 50 *
FT 6 + YRS.	(N/A)	\$35. 00 N=38	\$180. 00 N=47	\$779. 50 *
PT 6 + YRS.	\$6. 50 N=21	(N/A)	\$130. 00 N=13	\$563. 00 *
<hr/>				
IN-HOME/EXEMPT(**)	HOURLY	DAILY	WEEKLY	MONTHLY
FT UNDER 2 YRS.	(N/A)	\$49. 50	\$198. 00	\$857. 50
PT UNDER 2 YRS.	\$4. 40			
FT 2- 5 YRS.	(N/A)	\$45. 00	\$180. 00	\$779. 50
PT 2- 5 YRS.	\$4. 00			
FT 6 + YRS.	(N/A)	\$31. 50	\$162. 00	\$701. 50
PT 6 + YRS.	\$3. 60			

(.) =FEWER THAN THREE PROVIDERS

(*) =CALCULATED FROM WEEKLY RATE (WEEKLY*4. 33)

(**) =HOURLY REIMBURSEMENT ONLY FOR PART-TIME IN-HOME/EXEMPT

RURAL YOLO
 2002 REGIONAL MARKET RATE CEILINGS NEW METHODOLOGY
 FOR CALIFORNIA CHILD CARE PROVIDERS
 85th PERCENTILE CEILING RATES

CHILD CARE CENTERS	HOURLY	DAILY	WEEKLY	MONTHLY
FT UNDER 2 YRS.	(N/A)	\$40. 00 N=0	\$220. 00 N=4	\$896. 00 N=1
PT UNDER 2 YRS.	.	(N/A)	\$159. 00 N=1	\$611. 00 N=1
FT 2- 5 YRS.	(N/A)	\$20. 45 N=0	\$158. 00 N=5	\$629. 00 N=11
PT 2- 5 YRS.	\$3. 50 N=0	(N/A)	\$145. 00 N=5	\$405. 00 N=11
FT 6 + YRS.	(N/A)	\$20. 56 N=3	\$150. 00 N=1	\$525. 00 N=2
PT 6 + YRS.	\$3. 50 N=1	(N/A)	\$95. 00 N=2	\$331. 00 N=4
<hr/>				
FAMILY DAY CARE HOMES	HOURLY	DAILY	WEEKLY	MONTHLY
FT UNDER 2 YRS.	(N/A)	\$25. 00 N=36	\$127. 00 N=23	\$550. 00 *
PT UNDER 2 YRS.	\$5. 00 N=5	(N/A)	\$124. 00 N=5	\$537. 00 *
FT 2- 5 YRS.	(N/A)	\$22. 69 N=46	\$110. 00 N=34	\$476. 50 *
PT 2- 5 YRS.	\$5. 00 N=14	(N/A)	\$122. 00 N=7	\$528. 50 *
FT 6 + YRS.	(N/A)	\$21. 47 N=35	\$110. 00 N=30	\$476. 50 *
PT 6 + YRS.	\$4. 00 N=11	(N/A)	\$100. 00 N=24	\$433. 00 *
<hr/>				
IN-HOME/EXEMPT(**)	HOURLY	DAILY	WEEKLY	MONTHLY
FT UNDER 2 YRS.	(N/A)	\$22. 50	\$114. 50	\$495. 00
PT UNDER 2 YRS.	\$2. 54			
FT 2- 5 YRS.	(N/A)	\$20. 42	\$99. 00	\$429. 00
PT 2- 5 YRS.	\$2. 20			
FT 6 + YRS.	(N/A)	\$19. 32	\$99. 00	\$429. 00
PT 6 + YRS.	\$2. 20			

(.) =FEWER THAN THREE PROVIDERS

(*) =CALCULATED FROM WEEKLY RATE (WEEKLY*4. 33)

(**) =HOURLY REIMBURSEMENT ONLY FOR PART-TIME IN-HOME/EXEMPT

SANTA CLARA
 2002 REGIONAL MARKET RATE CEILINGS NEW METHODOLOGY
 FOR CALIFORNIA CHILD CARE PROVIDERS
 85th PERCENTILE CEILING RATES

CHILD CARE CENTERS	HOURLY	DAILY	WEEKLY	MONTHLY
FT UNDER 2 YRS.	(N/A)	\$39. 50 N=1	\$286. 00 N=27	\$1480. 00 N=38
PT UNDER 2 YRS.	\$7. 50 N=2	(N/A)	\$175. 00 N=9	\$935. 00 N=20
FT 2- 5 YRS.	(N/A)	\$43. 00 N=11	\$192. 00 N=71	\$988. 00 N=98
PT 2- 5 YRS.	\$6. 50 N=5	(N/A)	\$145. 00 N=65	\$606. 00 N=90
FT 6 + YRS.	(N/A)	\$45. 00 N=24	\$170. 00 N=56	\$750. 00 N=16
PT 6 + YRS.	\$5. 25 N=4	(N/A)	\$105. 00 N=46	\$435. 00 N=49
<hr/>				
FAMILY DAY CARE HOMES	HOURLY	DAILY	WEEKLY	MONTHLY
FT UNDER 2 YRS.	(N/A)	\$50. 00 N=24	\$183. 50 N=213	\$794. 50 *
PT UNDER 2 YRS.	\$8. 00 N=23	(N/A)	\$152. 00 N=22	\$658. 00 *
FT 2- 5 YRS.	(N/A)	\$45. 00 N=42	\$170. 00 N=241	\$736. 00 *
PT 2- 5 YRS.	\$8. 00 N=33	(N/A)	\$138. 00 N=45	\$597. 50 *
FT 6 + YRS.	(N/A)	\$32. 00 N=27	\$153. 00 N=144	\$662. 50 *
PT 6 + YRS.	\$6. 90 N=33	(N/A)	\$114. 50 N=85	\$496. 00 *
<hr/>				
IN-HOME/EXEMPT(**)	HOURLY	DAILY	WEEKLY	MONTHLY
FT UNDER 2 YRS.	(N/A)	\$45. 00	\$165. 00	\$715. 00
PT UNDER 2 YRS.	\$3. 67			
FT 2- 5 YRS.	(N/A)	\$40. 50	\$153. 00	\$662. 50
PT 2- 5 YRS.	\$3. 40			
FT 6 + YRS.	(N/A)	\$28. 80	\$137. 50	\$596. 50
PT 6 + YRS.	\$3. 06			

(.) =FEWER THAN THREE PROVIDERS

(*) =CALCULATED FROM WEEKLY RATE (WEEKLY*4. 33)

(**) =HOURLY REIMBURSEMENT ONLY FOR PART-TIME IN-HOME/EXEMPT

SANTA CRUZ
 2002 REGIONAL MARKET RATE CEILINGS NEW METHODOLOGY
 FOR CALIFORNIA CHILD CARE PROVIDERS
 85th PERCENTILE CEILING RATES

CHILD CARE CENTERS	HOURLY	DAILY	WEEKLY	MONTHLY
FT UNDER 2 YRS.	(N/A)	\$39. 50 N=2	\$285. 00 N=2	\$1285. 00 N=5
PT UNDER 2 YRS.	\$7. 50 N=1	(N/A)	\$175. 00 N=2	\$845. 00 N=4
FT 2- 5 YRS.	(N/A)	\$37. 00 N=7	\$170. 00 N=5	\$765. 00 N=28
PT 2- 5 YRS.	\$6. 50 N=6	(N/A)	\$144. 00 N=6	\$562. 00 N=28
FT 6 + YRS.	(N/A)	\$33. 00 N=7	\$165. 00 N=5	\$680. 00 N=4
PT 6 + YRS.	\$5. 25 N=3	(N/A)	\$120. 00 N=0	\$440. 00 N=8
<hr/>				
FAMILY DAY CARE HOMES	HOURLY	DAILY	WEEKLY	MONTHLY
FT UNDER 2 YRS.	(N/A)	\$40. 00 N=27	\$200. 00 N=9	\$866. 00 *
PT UNDER 2 YRS.	\$7. 00 N=16	(N/A)	\$145. 00 N=3	\$628. 00 *
FT 2- 5 YRS.	(N/A)	\$35. 00 N=42	\$155. 00 N=15	\$671. 00 *
PT 2- 5 YRS.	\$4. 50 N=28	(N/A)	\$120. 00 N=4	\$519. 50 *
FT 6 + YRS.	(N/A)	\$32. 50 N=36	\$155. 00 N=11	\$671. 00 *
PT 6 + YRS.	\$5. 00 N=37	(N/A)	\$115. 00 N=6	\$498. 00 *
<hr/>				
IN-HOME/EXEMPT(**)	HOURLY	DAILY	WEEKLY	MONTHLY
FT UNDER 2 YRS.	(N/A)	\$36. 00	\$180. 00	\$779. 50
PT UNDER 2 YRS.	\$4. 00			
FT 2- 5 YRS.	(N/A)	\$31. 50	\$139. 50	\$604. 00
PT 2- 5 YRS.	\$3. 10			
FT 6 + YRS.	(N/A)	\$29. 25	\$139. 50	\$604. 00
PT 6 + YRS.	\$3. 10			

(.) =FEWER THAN THREE PROVIDERS

(*) =CALCULATED FROM WEEKLY RATE (WEEKLY*4. 33)

(**) =HOURLY REIMBURSEMENT ONLY FOR PART-TIME IN-HOME/EXEMPT

SHASTA
 2002 REGIONAL MARKET RATE CEILINGS\NEW METHODOLOGY
 FOR CALIFORNIA CHILD CARE PROVIDERS
 85th PERCENTILE CEILING RATES

CHILD CARE CENTERS	HOURLY	DAILY	WEEKLY	MONTHLY
FT UNDER 2 YRS.	(N/A)	\$32. 00 N=3	\$160. 00 N=1	\$531. 00 N=1
PT UNDER 2 YRS.	. N=0	(N/A)	. N=0	\$385. 00 N=1
FT 2- 5 YRS.	(N/A)	\$24. 07 N=11	\$112. 00 N=0	\$475. 00 N=8
PT 2- 5 YRS.	\$3. 45 N=1	(N/A)	\$133. 00 N=0	\$280. 00 N=6
FT 6 + YRS.	(N/A)	\$19. 40 N=5	\$95. 00 N=0	\$475. 00 N=4
PT 6 + YRS.	\$2. 90 N=4	(N/A)	\$60. 00 N=0	\$250. 00 N=3
<hr/>				
FAMILY DAY CARE HOMES	HOURLY	DAILY	WEEKLY	MONTHLY
FT UNDER 2 YRS.	(N/A)	\$25. 00 N=68	\$125. 00 N=14	\$541. 50 *
PT UNDER 2 YRS.	\$3. 00 N=9	(N/A)	\$90. 00 N=2	\$389. 50 *
FT 2- 5 YRS.	(N/A)	\$23. 33 N=77	\$120. 00 N=19	\$519. 50 *
PT 2- 5 YRS.	\$3. 00 N=12	(N/A)	\$90. 00 N=9	\$389. 50 *
FT 6 + YRS.	(N/A)	\$22. 00 N=68	\$120. 00 N=12	\$519. 50 *
PT 6 + YRS.	\$3. 00 N=17	(N/A)	\$75. 00 N=11	\$325. 00 *
<hr/>				
IN- HOME/EXEMPT(**)	HOURLY	DAILY	WEEKLY	MONTHLY
FT UNDER 2 YRS.	(N/A)	\$22. 50	\$112. 50	\$487. 50
PT UNDER 2 YRS.	\$2. 50			
FT 2- 5 YRS.	(N/A)	\$21. 00	\$108. 00	\$467. 50
PT 2- 5 YRS.	\$2. 40			
FT 6 + YRS.	(N/A)	\$19. 80	\$108. 00	\$467. 50
PT 6 + YRS.	\$2. 40			

(.) =FEWER THAN THREE PROVIDERS

(*) =CALCULATED FROM WEEKLY RATE (WEEKLY*4. 33)

(**) =HOURLY REIMBURSEMENT ONLY FOR PART- TIME IN- HOME/EXEMPT

SIERRA
 2002 REGIONAL MARKET RATE CEILINGS\NEW METHODOLOGY
 FOR CALIFORNIA CHILD CARE PROVIDERS
 85th PERCENTILE CEILING RATES

CHILD CARE CENTERS	HOURLY	DAILY	WEEKLY	MONTHLY
FT UNDER 2 YRS.	(N/A)	\$40. 00 N=0	\$195. 00 N=0	\$845. 00 N=0
PT UNDER 2 YRS.	.	(N/A)	\$159. 00 N=0	\$611. 00 N=0
FT 2- 5 YRS.	(N/A)	\$20. 45 N=1	\$160. 00 N=0	\$598. 00 N=0
PT 2- 5 YRS.	\$3. 50 N=0	(N/A)	\$137. 00 N=0	\$386. 00 N=0
FT 6 + YRS.	(N/A)	\$20. 56 N=1	\$145. 00 N=0	\$525. 00 N=0
PT 6 + YRS.	\$3. 50 N=0	(N/A)	\$106. 00 N=0	\$331. 00 N=0
<hr/>				
FAMILY DAY CARE HOMES	HOURLY	DAILY	WEEKLY	MONTHLY
FT UNDER 2 YRS.	(N/A)	\$32. 00 N=2	\$150. 00 N=0	\$649. 50 *
PT UNDER 2 YRS.	\$4. 46 N=2	(N/A)	\$125. 00 N=0	\$541. 50 *
FT 2- 5 YRS.	(N/A)	\$30. 00 N=2	\$130. 50 N=0	\$565. 00 *
PT 2- 5 YRS.	\$5. 00 N=3	(N/A)	\$125. 00 N=0	\$541. 50 *
FT 6 + YRS.	(N/A)	\$25. 00 N=2	\$125. 00 N=0	\$541. 50 *
PT 6 + YRS.	\$4. 70 N=2	(N/A)	\$100. 00 N=1	\$433. 00 *
<hr/>				
IN- HOME/EXEMPT(**)	HOURLY	DAILY	WEEKLY	MONTHLY
FT UNDER 2 YRS.	(N/A)	\$28. 80	\$135. 00	\$584. 50
PT UNDER 2 YRS.	\$3. 00			
FT 2- 5 YRS.	(N/A)	\$27. 00	\$117. 50	\$508. 50
PT 2- 5 YRS.	\$2. 61			
FT 6 + YRS.	(N/A)	\$22. 50	\$112. 50	\$487. 50
PT 6 + YRS.	\$2. 50			

(.) =FEWER THAN THREE PROVIDERS

(*) =CALCULATED FROM WEEKLY RATE (WEEKLY*4. 33)

(**) =HOURLY REIMBURSEMENT ONLY FOR PART- TIME IN- HOME/EXEMPT

SISKIYOU
 2002 REGIONAL MARKET RATE CEILINGS NEW METHODOLOGY
 FOR CALIFORNIA CHILD CARE PROVIDERS
 85th PERCENTILE CEILING RATES

CHILD CARE CENTERS	HOURLY	DAILY	WEEKLY	MONTHLY
FT UNDER 2 YRS.	(N/A)	\$32.00 N=0	\$160.00 N=0	\$531.00 N=0
PT UNDER 2 YRS.	. N=1	(N/A)	. N=0	\$385.00 N=0
FT 2-5 YRS.	(N/A)	\$22.02 N=4	\$112.00 N=1	\$420.00 N=1
PT 2-5 YRS.	\$3.45 N=2	(N/A)	\$133.00 N=1	\$280.00 N=1
FT 6 + YRS.	(N/A)	\$20.63 N=3	\$95.00 N=1	\$400.00 N=1
PT 6 + YRS.	\$2.75 N=4	(N/A)	\$60.00 N=1	\$250.00 N=0
<hr/>				
FAMILY DAY CARE HOMES	HOURLY	DAILY	WEEKLY	MONTHLY
FT UNDER 2 YRS.	(N/A)	\$28.00 N=6	\$125.00 N=0	\$541.50 *
PT UNDER 2 YRS.	\$3.05 N=15	(N/A)	\$90.00 N=0	\$389.50 *
FT 2-5 YRS.	(N/A)	\$20.00 N=6	\$120.00 N=1	\$519.50 *
PT 2-5 YRS.	\$3.00 N=21	(N/A)	\$90.00 N=0	\$389.50 *
FT 6 + YRS.	(N/A)	\$20.52 N=3	\$120.00 N=1	\$519.50 *
PT 6 + YRS.	\$3.50 N=21	(N/A)	\$84.00 N=0	\$363.50 *
<hr/>				
IN-HOME/EXEMPT(**)	HOURLY	DAILY	WEEKLY	MONTHLY
FT UNDER 2 YRS.	(N/A)	\$25.20	\$112.50	\$487.50
PT UNDER 2 YRS.	\$2.50			
FT 2-5 YRS.	(N/A)	\$18.00	\$108.00	\$467.50
PT 2-5 YRS.	\$2.40			
FT 6 + YRS.	(N/A)	\$18.47	\$108.00	\$467.50
PT 6 + YRS.	\$2.40			

(.) =FEWER THAN THREE PROVIDERS

(*) =CALCULATED FROM WEEKLY RATE (WEEKLY*4.33)

(**) =HOURLY REIMBURSEMENT ONLY FOR PART-TIME IN-HOME/EXEMPT

SOLANO
 2002 REGIONAL MARKET RATE CEILINGS NEW METHODOLOGY
 FOR CALIFORNIA CHILD CARE PROVIDERS
 85th PERCENTILE CEILING RATES

CHILD CARE CENTERS	HOURLY	DAILY	WEEKLY	MONTHLY
FT UNDER 2 YRS.	(N/A)	\$39. 50 N=0	\$285. 00 N=5	\$1285. 00 N=2
PT UNDER 2 YRS.	\$7. 50 N=0	(N/A)	\$175. 00 N=0	\$845. 00 N=2
FT 2- 5 YRS.	(N/A)	\$36. 15 N=1	\$168. 00 N=10	\$900. 00 N=14
PT 2- 5 YRS.	\$6. 50 N=1	(N/A)	\$156. 00 N=8	\$550. 00 N=18
FT 6 + YRS.	(N/A)	\$35. 00 N=2	\$135. 00 N=10	\$680. 00 N=4
PT 6 + YRS.	\$5. 25 N=0	(N/A)	\$115. 00 N=6	\$440. 00 N=5
<hr/>				
FAMILY DAY CARE HOMES	HOURLY	DAILY	WEEKLY	MONTHLY
FT UNDER 2 YRS.	(N/A)	\$33. 00 N=37	\$150. 00 N=107	\$649. 50 *
PT UNDER 2 YRS.	\$7. 00 N=14	(N/A)	\$135. 00 N=15	\$584. 50 *
FT 2- 5 YRS.	(N/A)	\$30. 00 N=39	\$140. 00 N=138	\$606. 00 *
PT 2- 5 YRS.	\$4. 00 N=20	(N/A)	\$105. 00 N=30	\$454. 50 *
FT 6 + YRS.	(N/A)	\$28. 67 N=32	\$125. 00 N=101	\$541. 50 *
PT 6 + YRS.	\$5. 00 N=26	(N/A)	\$100. 00 N=55	\$433. 00 *
<hr/>				
IN- HOME/EXEMPT(**)	HOURLY	DAILY	WEEKLY	MONTHLY
FT UNDER 2 YRS.	(N/A)	\$29. 70	\$135. 00	\$584. 50
PT UNDER 2 YRS.	\$3. 00			
FT 2- 5 YRS.	(N/A)	\$27. 00	\$126. 00	\$545. 50
PT 2- 5 YRS.	\$2. 80			
FT 6 + YRS.	(N/A)	\$25. 80	\$112. 50	\$487. 50
PT 6 + YRS.	\$2. 50			

(.) =FEWER THAN THREE PROVIDERS

(*) =CALCULATED FROM WEEKLY RATE (WEEKLY*4. 33)

(**) =HOURLY REIMBURSEMENT ONLY FOR PART- TIME IN- HOME/EXEMPT

SONOMA
 2002 REGIONAL MARKET RATE CEILINGS\NEW METHODOLOGY
 FOR CALIFORNIA CHILD CARE PROVIDERS
 85th PERCENTILE CEILING RATES

CHILD CARE CENTERS	HOURLY	DAILY	WEEKLY	MONTHLY
FT UNDER 2 YRS.	(N/A)	\$39. 50 N=1	\$285. 00 N=8	\$1285. 00 N=11
PT UNDER 2 YRS.	\$7. 50 N=2	(N/A)	\$161. 00 N=4	\$752. 00 N=10
FT 2- 5 YRS.	(N/A)	\$36. 15 N=7	\$163. 00 N=13	\$641. 00 N=66
PT 2- 5 YRS.	\$6. 50 N=13	(N/A)	\$122. 00 N=12	\$399. 00 N=70
FT 6 + YRS.	(N/A)	\$28. 00 N=22	\$150. 00 N=13	\$565. 00 N=21
PT 6 + YRS.	\$4. 50 N=16	(N/A)	\$115. 00 N=7	\$268. 00 N=31
<hr/>				
FAMILY DAY CARE HOMES	HOURLY	DAILY	WEEKLY	MONTHLY
FT UNDER 2 YRS.	(N/A)	\$40. 00 N=92	\$175. 00 N=70	\$758. 00 *
PT UNDER 2 YRS.	\$5. 00 N=35	(N/A)	\$120. 00 N=6	\$519. 50 *
FT 2- 5 YRS.	(N/A)	\$38. 55 N=102	\$160. 00 N=69	\$693. 00 *
PT 2- 5 YRS.	\$5. 00 N=49	(N/A)	\$120. 00 N=12	\$519. 50 *
FT 6 + YRS.	(N/A)	\$30. 65 N=77	\$150. 00 N=44	\$649. 50 *
PT 6 + YRS.	\$4. 65 N=52	(N/A)	\$100. 00 N=18	\$433. 00 *
<hr/>				
IN- HOME/EXEMPT(**)	HOURLY	DAILY	WEEKLY	MONTHLY
FT UNDER 2 YRS.	(N/A)	\$36. 00	\$157. 50	\$682. 00
PT UNDER 2 YRS.	\$3. 50			
FT 2- 5 YRS.	(N/A)	\$34. 70	\$144. 00	\$623. 50
PT 2- 5 YRS.	\$3. 20			
FT 6 + YRS.	(N/A)	\$27. 59	\$135. 00	\$584. 50
PT 6 + YRS.	\$3. 00			

(.) =FEWER THAN THREE PROVIDERS

(*) =CALCULATED FROM WEEKLY RATE (WEEKLY*4. 33)

(**) =HOURLY REIMBURSEMENT ONLY FOR PART- TIME IN- HOME/EXEMPT

STANISLAUS
 2002 REGIONAL MARKET RATE CEILINGS NEW METHODOLOGY
 FOR CALIFORNIA CHILD CARE PROVIDERS
 85th PERCENTILE CEILING RATES

CHILD CARE CENTERS	HOURLY	DAILY	WEEKLY	MONTHLY
FT UNDER 2 YRS.	(N/A)	\$27. 80 N=5	\$158. 00 N=10	\$559. 00 N=2
PT UNDER 2 YRS.	\$5. 25 N=0	(N/A)	\$128. 00 N=3	. N=0
FT 2- 5 YRS.	(N/A)	\$20. 96 N=13	\$120. 00 N=13	\$490. 00 N=10
PT 2- 5 YRS.	\$5. 00 N=1	(N/A)	\$92. 00 N=8	\$304. 00 N=15
FT 6 + YRS.	(N/A)	\$17. 18 N=9	\$118. 00 N=8	\$400. 00 N=1
PT 6 + YRS.	\$3. 00 N=0	(N/A)	\$86. 00 N=8	\$286. 00 N=2
<hr/>				
FAMILY DAY CARE HOMES	HOURLY	DAILY	WEEKLY	MONTHLY
FT UNDER 2 YRS.	(N/A)	\$25. 00 N=90	\$115. 00 N=86	\$498. 00 *
PT UNDER 2 YRS.	\$4. 00 N=8	(N/A)	\$85. 00 N=10	\$368. 00 *
FT 2- 5 YRS.	(N/A)	\$21. 00 N=98	\$100. 00 N=98	\$433. 00 *
PT 2- 5 YRS.	\$3. 50 N=15	(N/A)	\$99. 00 N=13	\$428. 50 *
FT 6 + YRS.	(N/A)	\$20. 00 N=91	\$95. 00 N=66	\$411. 50 *
PT 6 + YRS.	\$3. 50 N=25	(N/A)	\$75. 00 N=47	\$325. 00 *
<hr/>				
IN-HOME/EXEMPT(**)	HOURLY	DAILY	WEEKLY	MONTHLY
FT UNDER 2 YRS.	(N/A)	\$22. 50	\$103. 50	\$448. 00
PT UNDER 2 YRS.	\$2. 30			
FT 2- 5 YRS.	(N/A)	\$18. 90	\$90. 00	\$389. 50
PT 2- 5 YRS.	\$2. 00			
FT 6 + YRS.	(N/A)	\$18. 00	\$85. 50	\$370. 50
PT 6 + YRS.	\$2. 00			

(.) =FEWER THAN THREE PROVIDERS

(*) =CALCULATED FROM WEEKLY RATE (WEEKLY*4. 33)

(**) =HOURLY REIMBURSEMENT ONLY FOR PART-TIME IN-HOME/EXEMPT

SUTTER
 2002 REGIONAL MARKET RATE CEILINGS NEW METHODOLOGY
 FOR CALIFORNIA CHILD CARE PROVIDERS
 85th PERCENTILE CEILING RATES

CHILD CARE CENTERS	HOURLY	DAILY	WEEKLY	MONTHLY
FT UNDER 2 YRS.	(N/A)	\$32.00 N=0	\$160.00 N=0	\$570.00 N=3
PT UNDER 2 YRS.	.	(N/A)	.	\$385.00 N=2
FT 2-5 YRS.	(N/A)	\$24.07 N=0	\$112.00 N=0	\$395.00 N=11
PT 2-5 YRS.	\$3.45 N=0	(N/A)	\$133.00 N=1	\$270.00 N=15
FT 6 + YRS.	(N/A)	\$18.00 N=3	\$95.00 N=1	\$370.00 N=5
PT 6 + YRS.	\$2.90 N=2	(N/A)	\$60.00 N=1	\$275.00 N=6
<hr/>				
FAMILY DAY CARE HOMES	HOURLY	DAILY	WEEKLY	MONTHLY
FT UNDER 2 YRS.	(N/A)	\$22.50 N=57	\$100.00 N=18	\$433.00 *
PT UNDER 2 YRS.	\$3.05 N=2	(N/A)	\$90.00 N=2	\$389.50 *
FT 2-5 YRS.	(N/A)	\$20.00 N=67	\$100.00 N=23	\$433.00 *
PT 2-5 YRS.	\$3.50 N=6	(N/A)	\$85.00 N=3	\$368.00 *
FT 6 + YRS.	(N/A)	\$18.28 N=57	\$100.00 N=17	\$433.00 *
PT 6 + YRS.	\$3.50 N=13	(N/A)	\$85.00 N=12	\$368.00 *
<hr/>				
IN-HOME/EXEMPT(**)	HOURLY	DAILY	WEEKLY	MONTHLY
FT UNDER 2 YRS.	(N/A)	\$20.25	\$90.00	\$389.50
PT UNDER 2 YRS.	\$2.00			
FT 2-5 YRS.	(N/A)	\$18.00	\$90.00	\$389.50
PT 2-5 YRS.	\$2.00			
FT 6 + YRS.	(N/A)	\$16.45	\$90.00	\$389.50
PT 6 + YRS.	\$2.00			

(.) =FEWER THAN THREE PROVIDERS

(*) =CALCULATED FROM WEEKLY RATE (WEEKLY*4.33)

(**) =HOURLY REIMBURSEMENT ONLY FOR PART-TIME IN-HOME/EXEMPT

TEHAMA
 2002 REGIONAL MARKET RATE CEILINGS NEW METHODOLOGY
 FOR CALIFORNIA CHILD CARE PROVIDERS
 85th PERCENTILE CEILING RATES

CHILD CARE CENTERS	HOURLY	DAILY	WEEKLY	MONTHLY
FT UNDER 2 YRS.	(N/A)	\$32. 00 N=0	\$160. 00 N=0	\$531. 00 N=0
PT UNDER 2 YRS.	.	(N/A)	.	\$385. 00 N=0
FT 2- 5 YRS.	(N/A)	\$24. 07 N=1	\$112. 00 N=0	\$420. 00 N=1
PT 2- 5 YRS.	\$3. 45 N=1	(N/A)	\$133. 00 N=0	\$280. 00 N=1
FT 6 + YRS.	(N/A)	\$22. 50 N=1	\$95. 00 N=0	\$400. 00 N=1
PT 6 + YRS.	\$2. 90 N=0	(N/A)	\$60. 00 N=0	\$250. 00 N=1
<hr/>				
FAMILY DAY CARE HOMES	HOURLY	DAILY	WEEKLY	MONTHLY
FT UNDER 2 YRS.	(N/A)	\$22. 50 N=25	\$112. 50 N=3	\$487. 00 *
PT UNDER 2 YRS.	\$2. 50 N=8	(N/A)	\$90. 00 N=1	\$389. 50 *
FT 2- 5 YRS.	(N/A)	\$20. 40 N=33	\$120. 00 N=2	\$519. 50 *
PT 2- 5 YRS.	\$3. 00 N=10	(N/A)	\$90. 00 N=2	\$389. 50 *
FT 6 + YRS.	(N/A)	\$20. 00 N=30	\$110. 00 N=3	\$476. 50 *
PT 6 + YRS.	\$2. 50 N=19	(N/A)	\$84. 00 N=2	\$363. 50 *
<hr/>				
IN- HOME/EXEMPT(**)	HOURLY	DAILY	WEEKLY	MONTHLY
FT UNDER 2 YRS.	(N/A)	\$20. 25	\$101. 50	\$438. 50
PT UNDER 2 YRS.	\$2. 26			
FT 2- 5 YRS.	(N/A)	\$18. 36	\$108. 00	\$467. 50
PT 2- 5 YRS.	\$2. 40			
FT 6 + YRS.	(N/A)	\$18. 00	\$99. 00	\$429. 00
PT 6 + YRS.	\$2. 20			

(.) =FEWER THAN THREE PROVIDERS
 (*) =CALCULATED FROM WEEKLY RATE (WEEKLY*4. 33)
 (**)=HOURLY REIMBURSEMENT ONLY FOR PART-TIME IN-HOME/EXEMPT

TRINITY
 2002 REGIONAL MARKET RATE CEILINGS\NEW METHODOLOGY
 FOR CALIFORNIA CHILD CARE PROVIDERS
 85th PERCENTILE CEILING RATES

CHILD CARE CENTERS	HOURLY	DAILY	WEEKLY	MONTHLY
FT UNDER 2 YRS.	(N/A)	\$32. 00 N=0	\$160. 00 N=0	\$531. 00 N=0
PT UNDER 2 YRS.	.	(N/A)	.	\$385. 00 N=0
FT 2- 5 YRS.	(N/A)	\$24. 07 N=0	\$112. 00 N=0	\$420. 00 N=0
PT 2- 5 YRS.	\$3. 45 N=1	(N/A)	\$133. 00 N=0	\$280. 00 N=0
FT 6 + YRS.	(N/A)	\$22. 50 N=0	\$95. 00 N=0	\$400. 00 N=0
PT 6 + YRS.	\$2. 90 N=0	(N/A)	\$60. 00 N=0	\$250. 00 N=0
<hr/>				
FAMILY DAY CARE HOMES	HOURLY	DAILY	WEEKLY	MONTHLY
FT UNDER 2 YRS.	(N/A)	\$25. 00 N=0	\$125. 00 N=0	\$541. 50 *
PT UNDER 2 YRS.	\$3. 05 N=6	(N/A)	\$90. 00 N=0	\$389. 50 *
FT 2- 5 YRS.	(N/A)	\$22. 67 N=0	\$120. 00 N=0	\$519. 50 *
PT 2- 5 YRS.	\$3. 50 N=9	(N/A)	\$90. 00 N=0	\$389. 50 *
FT 6 + YRS.	(N/A)	\$20. 52 N=0	\$120. 00 N=0	\$519. 50 *
PT 6 + YRS.	\$3. 31 N=11	(N/A)	\$84. 00 N=0	\$363. 50 *
<hr/>				
IN- HOME/EXEMPT(**)	HOURLY	DAILY	WEEKLY	MONTHLY
FT UNDER 2 YRS.	(N/A)	\$22. 50	\$112. 50	\$487. 50
PT UNDER 2 YRS.	\$2. 50			
FT 2- 5 YRS.	(N/A)	\$20. 40	\$108. 00	\$467. 50
PT 2- 5 YRS.	\$2. 40			
FT 6 + YRS.	(N/A)	\$18. 47	\$108. 00	\$467. 50
PT 6 + YRS.	\$2. 40			

(.) =FEWER THAN THREE PROVIDERS

(*) =CALCULATED FROM WEEKLY RATE (WEEKLY*4. 33)

(**) =HOURLY REIMBURSEMENT ONLY FOR PART- TIME IN- HOME/EXEMPT

TULARE
 2002 REGIONAL MARKET RATE CEILINGS NEW METHODOLOGY
 FOR CALIFORNIA CHILD CARE PROVIDERS
 85th PERCENTILE CEILING RATES

CHILD CARE CENTERS	HOURLY	DAILY	WEEKLY	MONTHLY
FT UNDER 2 YRS.	(N/A)	\$36. 00 N=3	\$173. 00 N=0	\$657. 00 N=1
PT UNDER 2 YRS.	\$3. 50 N=0	(N/A)	\$126. 00 N=0	\$421. 00 N=1
FT 2- 5 YRS.	(N/A)	\$25. 38 N=14	\$135. 00 N=0	\$486. 00 N=13
PT 2- 5 YRS.	\$4. 22 N=1	(N/A)	\$104. 00 N=0	\$270. 00 N=13
FT 6 + YRS.	(N/A)	\$20. 37 N=20	\$125. 00 N=0	\$380. 00 N=7
PT 6 + YRS.	\$4. 00 N=0	(N/A)	\$95. 00 N=0	\$279. 00 N=3
<hr/>				
FAMILY DAY CARE HOMES	HOURLY	DAILY	WEEKLY	MONTHLY
FT UNDER 2 YRS.	(N/A)	\$20. 00 N=66	\$105. 00 N=57	\$454. 50 *
PT UNDER 2 YRS.	\$4. 00 N=3	(N/A)	\$120. 00 N=11	\$519. 50 *
FT 2- 5 YRS.	(N/A)	\$19. 00 N=76	\$101. 00 N=63	\$437. 50 *
PT 2- 5 YRS.	\$4. 41 N=10	(N/A)	\$100. 00 N=14	\$433. 00 *
FT 6 + YRS.	(N/A)	\$19. 62 N=69	\$110. 00 N=50	\$476. 50 *
PT 6 + YRS.	\$4. 50 N=21	(N/A)	\$102. 00 N=33	\$441. 50 *
<hr/>				
IN-HOME/EXEMPT(**)	HOURLY	DAILY	WEEKLY	MONTHLY
FT UNDER 2 YRS.	(N/A)	\$18. 00	\$94. 50	\$409. 00
PT UNDER 2 YRS.	\$2. 10			
FT 2- 5 YRS.	(N/A)	\$17. 10	\$91. 00	\$394. 00
PT 2- 5 YRS.	\$2. 02			
FT 6 + YRS.	(N/A)	\$17. 66	\$99. 00	\$429. 00
PT 6 + YRS.	\$2. 20			

(.) =FEWER THAN THREE PROVIDERS

(*) =CALCULATED FROM WEEKLY RATE (WEEKLY*4. 33)

(**) =HOURLY REIMBURSEMENT ONLY FOR PART-TIME IN-HOME/EXEMPT

TUOLUMNE
 2002 REGIONAL MARKET RATE CEILINGS\NEW METHODOLOGY
 FOR CALIFORNIA CHILD CARE PROVIDERS
 85th PERCENTILE CEILING RATES

CHILD CARE CENTERS	HOURLY	DAILY	WEEKLY	MONTHLY
FT UNDER 2 YRS.	(N/A)	\$27. 80 N=1	\$171. 00 N=0	\$559. 00 N=0
PT UNDER 2 YRS.	\$5. 25 N=0	(N/A)	\$128. 00 N=0	. N=0
FT 2- 5 YRS.	(N/A)	\$18. 00 N=6	\$127. 00 N=0	\$490. 00 N=1
PT 2- 5 YRS.	\$5. 00 N=0	(N/A)	\$96. 00 N=0	\$343. 00 N=1
FT 6 + YRS.	(N/A)	\$18. 00 N=6	\$118. 00 N=0	\$400. 00 N=1
PT 6 + YRS.	\$3. 00 N=2	(N/A)	\$90. 00 N=0	\$286. 00 N=1
<hr/>				
FAMILY DAY CARE HOMES	HOURLY	DAILY	WEEKLY	MONTHLY
FT UNDER 2 YRS.	(N/A)	\$22. 00 N=30	\$100. 00 N=3	\$433. 00 *
PT UNDER 2 YRS.	\$4. 00 N=3	(N/A)	\$100. 00 N=0	\$433. 00 *
FT 2- 5 YRS.	(N/A)	\$20. 00 N=33	\$120. 00 N=1	\$519. 50 *
PT 2- 5 YRS.	\$4. 00 N=3	(N/A)	\$99. 00 N=0	\$428. 50 *
FT 6 + YRS.	(N/A)	\$20. 00 N=23	\$110. 00 N=1	\$476. 50 *
PT 6 + YRS.	\$4. 00 N=6	(N/A)	\$90. 00 N=0	\$389. 50 *
<hr/>				
IN- HOME/EXEMPT(**)	HOURLY	DAILY	WEEKLY	MONTHLY
FT UNDER 2 YRS.	(N/A)	\$19. 80	\$90. 00	\$389. 50
PT UNDER 2 YRS.	\$2. 00			
FT 2- 5 YRS.	(N/A)	\$18. 00	\$108. 00	\$467. 50
PT 2- 5 YRS.	\$2. 40			
FT 6 + YRS.	(N/A)	\$18. 00	\$99. 00	\$429. 00
PT 6 + YRS.	\$2. 20			

(.) =FEWER THAN THREE PROVIDERS

(*) =CALCULATED FROM WEEKLY RATE (WEEKLY*4. 33)

(**) =HOURLY REIMBURSEMENT ONLY FOR PART-TIME IN-HOME/EXEMPT

YUBA
 2002 REGIONAL MARKET RATE CEILINGS\NEW METHODOLOGY
 FOR CALIFORNIA CHILD CARE PROVIDERS
 85th PERCENTILE CEILING RATES

CHILD CARE CENTERS	HOURLY	DAILY	WEEKLY	MONTHLY
FT UNDER 2 YRS.	(N/A)	\$32. 00 N=0	\$160. 00 N=1	\$531. 00 N=0
PT UNDER 2 YRS.	.	(N/A)	.	\$385. 00 N=0
FT 2- 5 YRS.	(N/A)	\$24. 07 N=0	\$112. 00 N=1	\$355. 00 N=4
PT 2- 5 YRS.	\$3. 45 N=0	(N/A)	\$133. 00 N=0	\$240. 00 N=3
FT 6 + YRS.	(N/A)	\$22. 50 N=1	\$95. 00 N=0	\$400. 00 N=2
PT 6 + YRS.	\$2. 90 N=1	(N/A)	\$60. 00 N=0	\$250. 00 N=2
<hr/>				
FAMILY DAY CARE HOMES	HOURLY	DAILY	WEEKLY	MONTHLY
FT UNDER 2 YRS.	(N/A)	\$20. 00 N=27	\$125. 00 N=2	\$541. 50 *
PT UNDER 2 YRS.	\$3. 36 N=3	(N/A)	\$90. 00 N=0	\$389. 50 *
FT 2- 5 YRS.	(N/A)	\$20. 00 N=34	\$120. 00 N=1	\$519. 50 *
PT 2- 5 YRS.	\$3. 00 N=8	(N/A)	\$90. 00 N=1	\$389. 50 *
FT 6 + YRS.	(N/A)	\$25. 00 N=33	\$120. 00 N=1	\$519. 50 *
PT 6 + YRS.	\$3. 36 N=9	(N/A)	\$90. 00 N=3	\$389. 50 *
<hr/>				
IN- HOME/EXEMPT(**)	HOURLY	DAILY	WEEKLY	MONTHLY
FT UNDER 2 YRS.	(N/A)	\$18. 00	\$112. 50	\$487. 50
PT UNDER 2 YRS.	\$2. 50			
FT 2- 5 YRS.	(N/A)	\$18. 00	\$108. 00	\$467. 50
PT 2- 5 YRS.	\$2. 40			
FT 6 + YRS.	(N/A)	\$22. 50	\$108. 00	\$467. 50
PT 6 + YRS.	\$2. 40			

(.) =FEWER THAN THREE PROVIDERS

(*) =CALCULATED FROM WEEKLY RATE (WEEKLY*4. 33)

(**) =HOURLY REIMBURSEMENT ONLY FOR PART- TIME IN- HOME/EXEMPT

OXNARD/VENTURA
 2002 REGIONAL MARKET RATE CEILINGS/NEW METHODOLOGY
 FOR CALIFORNIA CHILD CARE PROVIDERS
 85th PERCENTILE CEILING RATES

CHILD CARE CENTERS	HOURLY	DAILY	WEEKLY	MONTHLY
FT UNDER 2 YRS.	(N/A)	\$39. 00 N=1	\$229. 00 N=5	\$844. 00 N=2
PT UNDER 2 YRS.	\$5. 50 N=1	(N/A)	\$172. 00 N=0	\$670. 00 N=2
FT 2- 5 YRS.	(N/A)	\$27. 59 N=7	\$154. 00 N=16	\$620. 00 N=16
PT 2- 5 YRS.	\$5. 25 N=4	(N/A)	\$120. 00 N=11	\$310. 00 N=26
FT 6 + YRS.	(N/A)	\$25. 00 N=3	\$157. 00 N=11	\$440. 00 N=2
PT 6 + YRS.	\$3. 75 N=1	(N/A)	\$102. 00 N=6	\$364. 00 N=6
<hr/>				
FAMILY DAY CARE HOMES	HOURLY	DAILY	WEEKLY	MONTHLY
FT UNDER 2 YRS.	(N/A)	\$37. 50 N=50	\$155. 00 N=116	\$671. 00 *
PT UNDER 2 YRS.	\$5. 00 N=9	(N/A)	\$125. 00 N=15	\$541. 50 *
FT 2- 5 YRS.	(N/A)	\$35. 20 N=68	\$145. 00 N=147	\$628. 00 *
PT 2- 5 YRS.	\$5. 00 N=18	(N/A)	\$125. 00 N=21	\$541. 50 *
FT 6 + YRS.	(N/A)	\$35. 00 N=58	\$135. 00 N=101	\$584. 50 *
PT 6 + YRS.	\$5. 00 N=30	(N/A)	\$100. 00 N=49	\$433. 00 *
<hr/>				
IN- HOME/EXEMPT(**)	HOURLY	DAILY	WEEKLY	MONTHLY
FT UNDER 2 YRS.	(N/A)	\$33. 75	\$139. 50	\$604. 00
PT UNDER 2 YRS.	\$3. 10			
FT 2- 5 YRS.	(N/A)	\$31. 68	\$130. 50	\$565. 00
PT 2- 5 YRS.	\$2. 90			
FT 6 + YRS.	(N/A)	\$31. 50	\$121. 50	\$526. 00
PT 6 + YRS.	\$2. 70			

(.) =FEWER THAN THREE PROVIDERS

(*) =CALCULATED FROM WEEKLY RATE (WEEKLY*4. 33)

(**) =HOURLY REIMBURSEMENT ONLY FOR PART- TIME IN- HOME/EXEMPT

SANTA PAULA
 2002 REGIONAL MARKET RATE CEILINGS NEW METHODOLOGY
 FOR CALIFORNIA CHILD CARE PROVIDERS
 85th PERCENTILE CEILING RATES

CHILD CARE CENTERS	HOURLY	DAILY	WEEKLY	MONTHLY
FT UNDER 2 YRS.	(N/A)	\$39. 00 N=0	\$229. 00 N=0	\$844. 00 N=0
PT UNDER 2 YRS.	\$5. 50 N=0	(N/A)	\$172. 00 N=0	\$670. 00 N=0
FT 2- 5 YRS.	(N/A)	\$27. 59 N=1	\$154. 00 N=0	\$620. 00 N=2
PT 2- 5 YRS.	\$5. 25 N=0	(N/A)	\$120. 00 N=0	\$373. 00 N=1
FT 6 + YRS.	(N/A)	\$25. 00 N=0	\$157. 00 N=0	\$440. 00 N=0
PT 6 + YRS.	\$3. 75 N=0	(N/A)	\$102. 00 N=0	\$364. 00 N=0
<hr/>				
FAMILY DAY CARE HOMES	HOURLY	DAILY	WEEKLY	MONTHLY
FT UNDER 2 YRS.	(N/A)	\$37. 50 N=9	\$150. 00 N=11	\$649. 50 *
PT UNDER 2 YRS.	\$5. 00 N=2	(N/A)	\$125. 00 N=0	\$541. 50 *
FT 2- 5 YRS.	(N/A)	\$35. 20 N=12	\$145. 00 N=13	\$628. 00 *
PT 2- 5 YRS.	\$5. 00 N=3	(N/A)	\$112. 00 N=1	\$485. 00 *
FT 6 + YRS.	(N/A)	\$35. 00 N=17	\$135. 00 N=11	\$584. 50 *
PT 6 + YRS.	\$5. 00 N=10	(N/A)	\$100. 00 N=4	\$433. 00 *
<hr/>				
IN-HOME/EXEMPT(**)	HOURLY	DAILY	WEEKLY	MONTHLY
FT UNDER 2 YRS.	(N/A)	\$33. 75	\$135. 00	\$584. 50
PT UNDER 2 YRS.	\$3. 00			
FT 2- 5 YRS.	(N/A)	\$31. 68	\$130. 50	\$565. 00
PT 2- 5 YRS.	\$2. 90			
FT 6 + YRS.	(N/A)	\$31. 50	\$121. 50	\$526. 00
PT 6 + YRS.	\$2. 70			

(.) =FEWER THAN THREE PROVIDERS

(*) =CALCULATED FROM WEEKLY RATE (WEEKLY*4. 33)

(**) =HOURLY REIMBURSEMENT ONLY FOR PART-TIME IN-HOME/EXEMPT

SIMI VALLEY
 2002 REGIONAL MARKET RATE CEILINGS NEW METHODOLOGY
 FOR CALIFORNIA CHILD CARE PROVIDERS
 85th PERCENTILE CEILING RATES

CHILD CARE CENTERS	HOURLY	DAILY	WEEKLY	MONTHLY
FT UNDER 2 YRS.	(N/A)	\$39.00 N=0	\$229.00 N=5	\$844.00 N=1
PT UNDER 2 YRS.	\$5.50 N=0	(N/A)	\$172.00 N=3	\$670.00 N=2
FT 2-5 YRS.	(N/A)	\$27.59 N=1	\$154.00 N=10	\$620.00 N=18
PT 2-5 YRS.	\$5.25 N=0	(N/A)	\$120.00 N=9	\$420.00 N=22
FT 6 + YRS.	(N/A)	\$25.00 N=0	\$157.00 N=8	\$440.00 N=3
PT 6 + YRS.	\$3.75 N=0	(N/A)	\$102.00 N=6	\$364.00 N=3
<hr/>				
FAMILY DAY CARE HOMES	HOURLY	DAILY	WEEKLY	MONTHLY
FT UNDER 2 YRS.	(N/A)	\$40.00 N=21	\$150.00 N=80	\$649.50 *
PT UNDER 2 YRS.	\$5.00 N=8	(N/A)	\$125.00 N=5	\$541.50 *
FT 2-5 YRS.	(N/A)	\$40.00 N=26	\$150.00 N=80	\$649.50 *
PT 2-5 YRS.	\$5.00 N=10	(N/A)	\$112.00 N=5	\$485.00 *
FT 6 + YRS.	(N/A)	\$35.00 N=16	\$140.00 N=31	\$606.00 *
PT 6 + YRS.	\$5.00 N=13	(N/A)	\$85.00 N=22	\$368.00 *
<hr/>				
IN-HOME/EXEMPT(**)	HOURLY	DAILY	WEEKLY	MONTHLY
FT UNDER 2 YRS.	(N/A)	\$36.00	\$135.00	\$584.50
PT UNDER 2 YRS.	\$3.00			
FT 2-5 YRS.	(N/A)	\$36.00	\$135.00	\$584.50
PT 2-5 YRS.	\$3.00			
FT 6 + YRS.	(N/A)	\$31.50	\$126.00	\$545.50
PT 6 + YRS.	\$2.80			

(.) =FEWER THAN THREE PROVIDERS

(*) =CALCULATED FROM WEEKLY RATE (WEEKLY*4.33)

(**) =HOURLY REIMBURSEMENT ONLY FOR PART-TIME IN-HOME/EXEMPT

DAVIS
 2002 REGIONAL MARKET RATE CEILINGS\NEW METHODOLOGY
 FOR CALIFORNIA CHILD CARE PROVIDERS
 85th PERCENTILE CEILING RATES

CHILD CARE CENTERS	HOURLY	DAILY	WEEKLY	MONTHLY
FT UNDER 2 YRS.	(N/A)	\$40. 00 N=0	\$220. 00 N=1	\$896. 00 N=3
PT UNDER 2 YRS.	.	(N/A)	\$159. 00 N=1	\$611. 00 N=3
FT 2- 5 YRS.	(N/A)	\$20. 45 N=0	\$158. 00 N=4	\$629. 00 N=11
PT 2- 5 YRS.	\$3. 50 N=0	(N/A)	\$145. 00 N=4	\$405. 00 N=10
FT 6 + YRS.	(N/A)	\$20. 56 N=2	\$150. 00 N=5	\$525. 00 N=0
PT 6 + YRS.	\$3. 50 N=0	(N/A)	\$95. 00 N=3	\$331. 00 N=2
<hr/>				
FAMILY DAY CARE HOMES	HOURLY	DAILY	WEEKLY	MONTHLY
FT UNDER 2 YRS.	(N/A)	\$29. 00 N=7	\$127. 00 N=2	\$550. 00 *
PT UNDER 2 YRS.	\$5. 00 N=7	(N/A)	\$124. 00 N=0	\$537. 00 *
FT 2- 5 YRS.	(N/A)	\$25. 00 N=5	\$115. 00 N=2	\$498. 00 *
PT 2- 5 YRS.	\$5. 00 N=14	(N/A)	\$122. 00 N=0	\$528. 50 *
FT 6 + YRS.	(N/A)	\$22. 00 N=2	\$125. 00 N=1	\$541. 50 *
PT 6 + YRS.	\$4. 00 N=8	(N/A)	\$100. 00 N=0	\$433. 00 *
<hr/>				
IN- HOME/EXEMPT(**)	HOURLY	DAILY	WEEKLY	MONTHLY
FT UNDER 2 YRS.	(N/A)	\$26. 10	\$114. 50	\$495. 00
PT UNDER 2 YRS.	\$2. 54			
FT 2- 5 YRS.	(N/A)	\$22. 50	\$103. 50	\$448. 00
PT 2- 5 YRS.	\$2. 30			
FT 6 + YRS.	(N/A)	\$19. 80	\$112. 50	\$487. 50
PT 6 + YRS.	\$2. 50			

(.) =FEWER THAN THREE PROVIDERS

(*) =CALCULATED FROM WEEKLY RATE (WEEKLY*4. 33)

(**) =HOURLY REIMBURSEMENT ONLY FOR PART- TIME IN- HOME/EXEMPT

RURAL YOLO
 2002 REGIONAL MARKET RATE CEILINGS NEW METHODOLOGY
 FOR CALIFORNIA CHILD CARE PROVIDERS
 85th PERCENTILE CEILING RATES

CHILD CARE CENTERS	HOURLY	DAILY	WEEKLY	MONTHLY
FT UNDER 2 YRS.	(N/A)	\$40. 00 N=0	\$220. 00 N=4	\$896. 00 N=1
PT UNDER 2 YRS.	.	(N/A)	\$159. 00 N=1	\$611. 00 N=1
FT 2- 5 YRS.	(N/A)	\$20. 45 N=0	\$158. 00 N=5	\$629. 00 N=11
PT 2- 5 YRS.	\$3. 50 N=0	(N/A)	\$145. 00 N=5	\$405. 00 N=11
FT 6 + YRS.	(N/A)	\$20. 56 N=3	\$150. 00 N=1	\$525. 00 N=2
PT 6 + YRS.	\$3. 50 N=1	(N/A)	\$95. 00 N=2	\$331. 00 N=4
<hr/>				
FAMILY DAY CARE HOMES	HOURLY	DAILY	WEEKLY	MONTHLY
FT UNDER 2 YRS.	(N/A)	\$25. 00 N=36	\$127. 00 N=23	\$550. 00 *
PT UNDER 2 YRS.	\$5. 00 N=5	(N/A)	\$124. 00 N=5	\$537. 00 *
FT 2- 5 YRS.	(N/A)	\$22. 69 N=46	\$110. 00 N=34	\$476. 50 *
PT 2- 5 YRS.	\$5. 00 N=14	(N/A)	\$122. 00 N=7	\$528. 50 *
FT 6 + YRS.	(N/A)	\$21. 47 N=35	\$110. 00 N=30	\$476. 50 *
PT 6 + YRS.	\$4. 00 N=11	(N/A)	\$100. 00 N=24	\$433. 00 *
<hr/>				
IN-HOME/EXEMPT(**)	HOURLY	DAILY	WEEKLY	MONTHLY
FT UNDER 2 YRS.	(N/A)	\$22. 50	\$114. 50	\$495. 00
PT UNDER 2 YRS.	\$2. 54			
FT 2- 5 YRS.	(N/A)	\$20. 42	\$99. 00	\$429. 00
PT 2- 5 YRS.	\$2. 20			
FT 6 + YRS.	(N/A)	\$19. 32	\$99. 00	\$429. 00
PT 6 + YRS.	\$2. 20			

(.) =FEWER THAN THREE PROVIDERS

(*) =CALCULATED FROM WEEKLY RATE (WEEKLY*4. 33)

(**) =HOURLY REIMBURSEMENT ONLY FOR PART-TIME IN-HOME/EXEMPT

THE CALIFORNIA DEPARTMENT OF EDUCATION
CHILD DEVELOPMENT DIVISION
IN COLLABORATION WITH
THE DEPARTMENT OF SOCIAL SERVICES
ANNOUNCES



TRAINING WORKSHOPS FOR ALL CALIFORNIA DEPARTMENT OF EDUCATION (CDE) ALTERNATIVE PAYMENT/CalWORKs CONTRACTORS AND COUNTY WELFARE DEPARTMENTS

These training workshops are designed as training for trainers for management and information technology staff of CDE Alternative Payment/CalWORKs Contractors and County Welfare Departments regarding the changes in the Regional Market Rate regulations (RMR) and the new RMR ceilings. Join us at a location of your choice.

Refer to Attached Registration Form

- WHEN:** September 9, 10, 11, 12, & 15, 2003
- WHERE:** Oakland, Sacramento, San Bernardino, Los Angeles, and Eureka
- DEADLINE:** ALL registrations must be submitted *no later than* 5:00 p.m. on Thursday, September 4, 2003.

REGISTRATION RESTRICTIONS:

Registration is *limited to three people* from each agency. It is strictly on a first-come, first-serve basis; no waiting list will be established. Late registrations and registrations at the door will not be accepted. *Participants are requested to bring their copy of the new Regional Market Rate regulations and ceilings to the training.* These workshops have been designed to answer questions about the RMR as it applies to Alternative Payment/CalWORKs Programs, and therefore, are not appropriate for center-based programs.



RMR Training for
CDE CalWORKs/Alternative Payment Contractors
and County Welfare Departments
Registration Form

Names of People Attending Training

- 1.
2.
3.

Agency Name

Agency Address

City

State

Zip

Telephone

Fax

E-mail Address

Check the Workshop You Plan to Attend (PLEASE CHECK ONE LOCATION ONLY):

Input box for September 9, 2003

September 9, 2003

Dept. of Gen Services, Real Estate Svcs.
1515 Clay Street
Oakland, CA 94612

Input box for September 11, 2003

September 11, 2003

Chaffey College, Faculty/Staff Dining Room
5885 Haven Avenue
Rancho Cucamonga, CA 91737

Input box for September 10, 2003

September 10, 2003

Consumnes River College, Recital Hall
8401 Center Parkway
Sacramento, CA 95823

Input box for September 12, 2003

September 12, 2003

West L.A. College, Fine Arts Theater-FA 100
9000 Overland Avenue
Culver City, CA 90230

Input box for September 15, 2003

September 15, 2003

College of the Redwoods, Lakeview Room
7351 Tompkins Hill Road
Eureka, CA 95501

All training begins at 9:00 a.m. and ends at 4:00 p.m.

Registration Information:

Attendance is limited to a maximum of 3 people per agency and 200 participants per session.
There will be no waiting list. In addition, late registrations and registrations at the door will
not be accepted. Participants will be notified of their registration acceptance.

For further information, please call Carlieta Wilson at (916) 322-4096.

Deadline for Registering for ALL of the RMR Training Sessions: No later than 5:00 p.m., Thursday,
September 4, 2003.

Due to budget constraints, no lunch or refreshments will be served. Participants are requested to
bring their copy of the new Regional Market Rate regulations and ceilings with them.

Please e-mail:

cawilson@cde.ca.gov

NOTE: In your "e-mail subject line," please
enter the phrase, "RMR Training
Registration."

Fax your registration form to:

Carlieta Wilson

Fax: (916) 323-6853